



















Stud Selection Chart

Stud Size	nominal stud	mm Ø	inch Ø
	#2	2.2	.087
	#3	2.7	.106
	#4	3.2	.126
	#6	3.7	.146
	#8	4.3	.169
	#10	5.3	.209
	1/4	6.4	.25
	5/16	8.4	.33
	3/8	10,5	.413
	7/16	11.5	.453
	1/2	13.0	.51
	9/16	15.0	.59

Stud Size	nominal stud	mm Ø	inch Ø
	5/8	17.0	.67
	11/16	19.0	.75
	3/4	21.0	.83
	7/8	23.0	.91
	15/16	25.0	.98
	1	28.0	1.10