


Skeleton Motors

Sleeve Bearing - Shaded Pole


Chrome Plated Shafts!

Reversible!



- Chromalox
- Dimplex
- Oulette
- Westcan


Long Life Bearings!



- Construction Heaters

- Blanchard
- Hussman
- Kool Air
- Rapid
- Ref Plus
- QBD

Rust Treated!


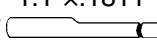



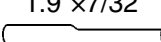



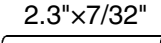

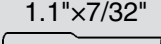


- Broan
- Nutone
- Reversomatic
- Venmar

Totally Enclosed Bearing Design!

Motors

3000 R.P.M.

Part #	Amps	Volts	HP	Stack	Rot.	Shaft	Rated	Features	Comment
R617 	0.20	208 230	1/230	0.40	C.C.W.	1.1" x .1811" 	1900 RPM 0.22 Amps 1/285 HP	C-ring groove, Cord & spade terminal	CHROMALOX ELECTROHOME 04-290-004, 12657005, SM607
R616 	0.35 0.19	115 230	1/200	0.40	C.C.W.	1.1" x .1811" 	2100 RPM 0.37 Amps 1/250 HP	Cord w/ spade terminal, Dual Voltage	DIMPLEX/WESTCAN 2000060001, 2000060003
R630 	0.38	120	1/180	0.50	C.W.	1.9" x 7/32" 	2000 RPM 0.42 Amps 1/250 HP	Cord & plug	REVERSOMATIC EB50,(60 CFM)
R673 	0.40	115	1/110	0.63	C.W.	1.3" x 3/16" 	3000 RPM 0.40 Amps 1/110 HP	KIT-Wire leads, two speed, c/w two fan blades & mounting kit	GEN. REPLACEMENT 4673, 14007, J673, K673, SM-673
R3500 	0.40	115	1/200	0.65	C.C.W.	2.3" x 7/32" 	3000 RPM 0.40 Amps 1/200 HP	Cord & plug	GEN. REPLACEMENT 65102
R621 	0.42	115	1/180	0.55	C.W.	1.1" x 7/32" 	3000 RPM 0.42 Amps 1/180 HP	Wire leads	QBD 47-0410-001/015, IN DC5 & DC7

Skeleton Motors Continued on next page

Rotation determined opposite shaft end
Double shaft determined at lead end

Shaft length measured from hub face to shaft end

www.rotom.ca

Skeleton Motors

Sleeve Bearing - Shaded Pole

3000 R.P.M.

Skeleton Motors continued from previous

Part #	Amps	Volts	HP	Stack	Rot.	Shaft	Rated	Features	Comment
 R670	0.45	115	1/130	0.65	C.C.W.	1.3"×3/16" 	3000 RPM 0.45 Amps 1/130 HP	KIT-Cord & plug c/w two fan blades & mounting kit	65670,14001,600,700,710,EM-670,SM-670
 R602	0.45	115	1/125	0.65	C.W.	1.6"×.1811" 	3000 RPM 0.45 Amps 1/125 HP	Wire leads	RAPID REFRIGERATION
 R603	0.45	115	1/110	0.65	C.W.	2.2"×7/32" 	2400 RPM 0.52 Amps 1/125 HP	C-ring groove, cord & plug	NUTONE 81058, 81096, 81795,81826, 81827, 81993,81994, 82230
 R620	0.45 0.25	115 230	1/150	0.63	C.C.W.	1.5"×3/16" 	3000 RPM 0.45 Amps 1/150 HP	Cord & plug + 1 lead, Dual voltage	WESTWARD 14003, GEM EM671
 R3670	0.45 0.25	115 230	1/150	0.63	C.C.W.	1.5"×3/16" 	3000 RPM 0.45 Amps 1/150 HP	KIT-Cord & plug c/w two fan blades & mounting kit Dual Voltage	600, 602, 700, 702, 710,EM670, EM672, 14001, 14005
 RF100-2	0.50	115	1/155	0.65	C.C.W.	FAN	(low speed) 3000 RPM 0.55 Amps 1/260 HP	Bracket & blade inc., Fireplace blower, Two Speed	ELECTROHOME 2811-581-002,EF100-2
 R3100	0.50	115	1/130	0.65	C.W.	1.7"×7/32" 	3000 RPM 0.50 Amps 1/130 HP	KIT-Cord & plug c/w fan blade	BROAN NUTONE 65100, 33-100, C65878, EM-550,SM-550,VFM-100
 R619	0.50	115	1/130	0.50	C.W.	1.7"×7/32" 	3000 RPM 0.50 Amps 1/130 HP	Cord & plug	BROAN NUTONE FASCO K111
 R606	0.50	115	1/130	0.65	C.C.W.	1.1"×7/32" 	3000 RPM 0.50 Amps 1/130 HP	Spades	HABCO C021795
 R613	0.50	115	1/125	0.65	C.W.	2.5"×7/32" 	1600 RPM 0.55 Amps 1/260 HP	Two C-ring grooves, cord & plug	G.E. NUTONE 152B677B011, 64620

Skeleton Motors Continued on next page


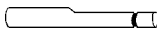



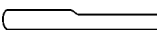

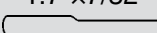







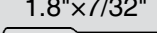



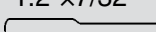
Motors

Skeleton Motors

Sleeve Bearing - Shaded Pole

3000 R.P.M.

Skeleton Motors continued from previous

Part #	Amps	Volts	HP	Stack	Rot.	Shaft	Rated	Features	Comment
 R611	0.50	115	1/215	0.55	C.W.	1.7"×.1811" 	1500 RPM 0.55 Amps 1/300 HP	C-ring groove, Cord & plug	ELECTROHOME SM601, NUTONE 23303, BROAN 3008001
 R634	0.50	208 230	1/40	1.10	C.C.W.	1.0"×7/32" 	1730 RPM 0.60 Amps 1/90 HP	Cords c/w spades	WESTCAN, DIMPLEX
 R3550	0.60	115	1/115	0.55	C.W.	1.7"×7/32" 	3000 RPM 0.60 Amps 1/115 HP	KIT-Cord & plug c/w fan blade, Rear mounting	BROAN NUTONE 65100, 33-100, C65878, EM-550, SM-550, VFM-100
 R3549	0.60	115	1/115	0.55	C.W.	1.7"×7/32" 	3000 RPM 0.60 Amps 1/115 HP	KIT-Cord & plug c/w fan blade, Front mounting	Front Mounting R3550
 R601	0.70	115	1/80	0.90	C.W.	2.2"×1/4" 	3000 RPM 0.70 Amps 1/80 HP	Cord & plug	BROAN NUTONE 30080007, 162,
 R3101	0.70	115	1/80	0.98	C.C.W.	1.6"×7/32" 	3000 RPM 0.70 Amps 1/80 HP	Cord w/ three pin two speed plug	BROAN NUTONE C52367, C27987, EM551, EM554, VFM101, VFM105, R3551
 R1014	0.70	115	1/65	0.88	C.W.	1.1"×3/16" 	3000 RPM 0.70 Amps 1/65 HP	30" cord	BLANCHARD E1014, KOOL AIR, REF PLUS, CANCOIL
 R3553	0.75	115	1/70	0.80	C.W.	1.8"×7/32" 	3000 RPM 0.75 Amps 1/70 HP	Cord w/ ring terminal	BROAN NUTONE 65104, 33-104, C66582, EM-552, SM-553, VFM-104
 R3103	0.75	115	1/70	0.80	C.W.	2.4"×7/32" 	3000 RPM 0.75 Amps 1/70 HP	Cord & plug,	BROAN NUTONE C63676, C66582, C68626, 27, EM552, 553, 555, VFM103, 104, 106
 R3552	0.80	115	1/55	0.90	C.W.	1.2"×7/32" 	3000 RPM 0.80 Amps 1/55 HP	Cord & plug, Ground wire	BROAN NUTONE 65105, 33-103, C63675 EM-552, SM-552, VFM-103

Skeleton Motors Continued on next page

Rotation determined opposite shaft end
Double shaft determined at lead end














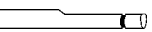




Shaft length measured from hub face to shaft end

Skeleton Motors

Sleeve Bearing - Shaded Pole

3000 R.P.M.

Skeleton Motors continued from previous

Part #	Amps	Volts	HP	Stack	Rot.	Shaft	Rated	Features	Comment
 R635	0.80	208 230	1/40	1.50	C.W.	1.5"x1/4" 	1700 RPM 0.95 Amps 1/75 HP	Cord c/w spades	CHROMALOX, WESTCAN CONSTRUCTION HEATER
 R3555	0.85	115	1/80	0.65	C.W.	2.4"x7/32" 	3000 RPM 0.85 Amps 1/80 HP	Cord & plug	BROAN NUTONE 65106,33- 106,C68627, EM- 555,SM-555, VFM-106
 R605	0.85	115	1/55	0.90	C.W.	1.7"x.1811" 	2800 RPM 0.90 Amps 1/55 HP	30" cord	HUSSMAN BLANCHARD SM605, 79103, 79104, E310131, P211116966A
 R3551	0.90	115	1/45	0.90	C.C.W.	1.4"x7/32" 	3000 RPM 0.90 Amps 1/45 HP	C-ring groove, three pin two speed plug	BROAN NUTONE 656101, 33-101, C52367, EM-551, SM-551, VFM-101
 R610	0.90	115	1/50	0.90	C.W.	1.2"x7/32" 	2400 RPM 1.00 Amps 1/60 HP	C-ring groove, cord w/ insulated spades, 2 speed	BROAN NUTONE 27898, 64586, 64964, 67846,81734, 81795, 81798, 81800
 R604	0.90	115	1/90	0.65	C.W.	1.2"x.181" 	2700 RPM 0.92 Amps 1/85 HP	Cord & plug	BROAN, NUTONE 217A9871P2, 5007S, 5018S, SM604, 5030S, 04290001, 12657006
 R3554	1.00	115	1/50	0.90	C.W.	1.5"x7/32" 	3000 RPM 1.00 Amps 1/50 HP	C-ring groove, three pin two speed plug	BROAN NUTONE 65105, 33-105, C27987, EM-554, SM-554, VFM-105
 R684	1.00	115	1/70	0.80	C.C.W.	2.1"x7/32" 	3000 RPM 1.00 Amps 1/70 HP	Cord & plug	NUVENT 2000A, D90CB 2584SP, MR. WHISPER
 R607	1.10	115	1/35	1.15	C.C.W.	1.7"x7/32" 	2300 RPM 1.30 Amps 1/50 HP	Spades	HABCO CO21617

Motors