


HEATING MOTOR CATALOGUE 2013|14




Over 450 Replacement Motors for over 30 OEM's

**NEW TRUCKSTOCK
DIRECT DRIVES**




NEW!!

**NEW GOODMAN OEM
REPLACEMENT BLOWER**



**REFRIGERATION
MOTORS**

**NEW 5.5" DUAL-VOLTAGE
UNIT-HEATER MOTORS**




**NEW DIRECT DRIVE
BLOWERS**

NEW!!

Humidifier Motors

Part #	Description	Watts	Volts	RPM	Cross
71-2800	General replacement, includes 3 shaft adapters.	4	24	.83/1	33, 105, 37, 76, 240, 447, 465, 801, 45S, 90S, MD035, 60.
71-2897	C/W mounting plate & 2 shaft adapters.	4	24	.83/1	Autoflow 97, Lennox WD2-20



71-2800

71-2897






Skeleton Motors & Fan Kits

Features

- 115, 208 & 230 Volt
- Mechanically Reversible
- Shaded Pole
- C Frame Motor
- Sleeve Bearing

Applications




- Electric Htrs.
- Range Hoods
- Exhaust Fans
- Ventilators
- Vending Machines

Part #	HP	Volts	Amps	Stack	RPM	Rot.	Shaft	Features	Cross Reference
 T1-R617	1/285	208/230	0.22	0.400"	1900	CCW	.181"×1.1"	Bare Wire Leads	Dimplex/ Westcan, Chromalox
 T1-R616	1/250	115/230	0.40/ 0.25	0.400"	2100	CCW	.181"×1.1"	Dual Voltage Spade Wire Leads	Westcan/ Dimplex
 T1-R3670	1/150	115/230	0.45/ 0.25	0.650"	3000	CCW	3/16"×1.475"	DUAL VOLTAGE Hardware Kit & 2 Blades 2 Prong Plug	600, 602, 700, 702, 710, EM670, EM672, 14001, 14005
 T1-R670	1/125	115	0.50	0.650"	3000	CCW	3/16"×1.30"	Hardware Kit & 2 Blades 2 Prong Plug	65670, 14001, 600, 700, 710, EM670, SM670
 T1-R673	1/110	115	0.40/0.60	0.650"	2/3000	CW	3/16"×1.25"	2 Speed, Hardware Kit & 2 Blades Bare Wire Leads	4673, 14007, 65673, AM-673, EM673, J673, K673, SM673

Shafts measured from front of stack to shaft end.

Skeleton Motors Continued On Next Page






Skeleton Motors Continued From Previous

Part #	HP	Volts	Amps	Stack	RPM	Rot.	Shaft	Features	Cross Reference
 T1-R684	1/70	115	1.20	0.875"	3000	CCW	7/32"x2.10"	0.875" Flat On Shaft, 12" Cord & 2 Prong Plug	Mr. Whisper, Nuvent 2000A, P90CB, 2584SP
 T1-R635	1/40	208/230	0.86/1.00	1.500"	1700	CW	1/4"x2.0"	Construction Htr. Spade Wire Leads	Westcan/ Dimplex
 T1-R634	1/40	208/230	0.60	1.125"	1730	CCW	7/32"x1.0"	Construction Htr. Spade Wire Leads	Westcan/ Dimplex

Shafts measured from front of stack to shaft end.

3.3" Motors

- Sleeve bearing unless indicated otherwise

Part #	HP	Volts	Amps	RPM	Rot.	Type	Body	Shaft	Features	Cross Reference
 O6-R401	1/165	115	0.35	1/1600	CCW	SP/ TE	2.09"	1/4"x1.5"	Conduit Sleeve Bare Wire Leads	Enterprise Fdry., SM401, 76401
 O6-R403	1/145	115	0.33	1/1550	CW	SP/ TE	2.75"	1/4"x1.27"	Mtr. On/Off Switch 72" Cord & 3 Prong Plug	Enterprise Fdry. 370122, Newmac, SM402, SM403, 76321
 O6-R215	1/115	230	0.22	1/1200	CCW	SP/ TE	2.25"	5/16"x2.25"	Triangular Brk. Front	Electric Unit Htrs. Chromalox 01513005, Thermolec.
 R2-R410	1/100	115	0.35	1/1550	CW	SP/ Open	2.75"	5/16"x2.0"	L.K.Fitting-Int.Fan Bare Wire Leads	Enterprise Fdry. 379135, SM410, 76410
 O6-R511	1/100	230	0.28	1/1350	CW	SP/ TE	2.1"	1/4"x2.0"	Shaft C-ring Groove Bare Wire Leads	Federal Pioneer Electric













3.3" Motors Continued On Next Page

3.3" Heating Motors



• Sleeve bearing unless indicated otherwise


3.3" Motors Continued From Previous

Part #	HP	Volts	Amps	RPM	Rot.	Type	Body	Shaft	Features	Cross Reference
 R3-R350	1/55	115	1.2	2/1050	CW	SP/ Open	2.8"	5/16"x1.5"	Bare Wire Leads	Mark Hot 5AA1A3-P45, UE81, UE169, 5M404, 16404
 O6-R210	1/50	230	0.40	1/1550	CCW	SP/ TE	2.4"	1/4"x1.5"	Bare Wire Leads	Caloritech, SM210, 217, 76210, D624, SS210, CGE, 12519-002
 O6-R404	1/50	115	0.85	1/1550	CCW	SP/ TE	2.5"	5/16"x1.8"	Triangular Brk. Bare Wire Leads	Clawsey Sohrt, SM404, 76404
 R1-R133	1/40	115	1.0	2/1550	CCW	SP/ TE	2.6"	Hubless	Bare Wire Leads	Mark Hot 5DH1A1P456
 O6-R217	1/35	230	0.50	1/1450	CW	SP/ TE	2.4"	1/4"x1.20"	Studs Front & Rear	Chromalox 02188001,2, 76217, FPE L82116A4,5
 O6-R212	1/30	230	0.55	1/1550	CCW	SP/ TE	2.8"	5/16"x3.5"	Ball Bearing Triangular Brk.	Chromalox 01513002,3,10,11,16, SM212, 76212 SS212, Westcan A2001B, 7173-0951
 R2-R480	1/30	208/230	0.80	1/1500	CCW	SP/ Open	4.0"	3/8"x2.4"	4 Ears Each End Ins. Spade Term.	Chromalox/Westcan Unit Heaters
 O6-R213	1/25	115	1.40	1/1550	CCW	SP/ TE	3.1"	5/16"x1.7"	Triangular Brkt./ Box	Trane, Lincoln, Chromalox, SM213, SM302, 76213, SS213
 R2-R303	1/25	115	1.40	1/1550	CCW	SP/ Open	3.8"	5/16"x3.3"	Ball Bearing Triangular Brkt/ Int. Fan Bare Wire Leads	Trane Unit Htr. 75270010, SM303, 76303, SS303
 R3-R316	1/20	115	1.36	1/1550	CCW	SP/ Open	2.7"	5/16"x1.35"	Ball Bearing 30" Wire Leads 7" Grnd. Stud Mounting	Air 2000 HRV
 R2-R462	1/17	115	1.2/1.0	3/1660	CW	PSC/ Open	4.0"	3.5"x3/8"x3.5"	2 Side Studs	Venmar HRV 02101
 R3-R373	1/15	115	0.90	1/1400	CCW	PSC/ TE	4.50"	3/8"x3.25"	Plug 4/250 Cap Inc.	Dayton Greenhouse Fan, 7190-1004

3.3" Motors Continued On Next Page

• Sleeve bearing unless indicated otherwise

3.3" Motors Continued From Previous

Part #	HP	Volts	Amps	RPM	Rot.	Type	Body	Shaft	Features	Cross Reference
 O6-R499	1/15	115	1.0	1/1625	CCW	PSC/ Open	4.55"	5/16"x2.3"	4 Studs Front 4/370 Cap.	Grainger 3M499B
 R3-R348	1/15	115	1.12	2/1550 /1300	CCW	PSC/ TE	4.1"	3/8"x3.35"	3 Ears/ Cap Inc. Pin & Ins. Spade Terms. Ring Term. Grnd.	Vanee HRV M1703
 O1-R465	1/15	115	2.25	3/1550	CCW	SP/ Open	4.0"	2.3"x5/16"x2.3"	Internal Fan Pin Terms. Ring term. Grnd.	Nutech-Lifebreath 23202, Elmira stoves, 2868-513-133,152
 R3-R334	1/15	115	2.50	1/3000	CCW	SP/ Open	4.25"	1/4"x1.50"	Ball Bearing Internal Fan Bare Wire Leads	Torrin 7627181, 7627221, 7627271, 7627291, Clare
 US-R90671	1/15	115 208 230	1.10/ 2.10	1/1550	CW	SP	5.00"	2.24"x5/16"	Mechanical Duty Removable Studs Resilient Rings Ball Bearing	671, 81671
 US-R90672	1/15	115 208 230	1.10/ 2.10	1/1550	CCW	SP	5.00"	2.24"x5/16"	Mechanical Duty Removable Studs Resilient Rings Ball Bearing	672, 81672
 R2-R438	1/14	115	1.05	2/1600	CW	PSC/ Open	4.25"	5/16"x1.50"	3 Ears Mnt.	Venmar HRV 01038
 R3-R366	1/7	115	1.7	3/1630	CW	PSC/ Open	4.75"	3.0"x3/8"x3.0"	2 Side Studs	Venmar HRV 02100
 R2-R422	1/6	115	2.9	3/1690	CW	PSC/ Open	4.90"	3/8"x2.0"	3 Ears	Venmar HRV 02209

3.3" Refrigeration Motors

3.3" Hubless Motors - Totally Enclosed




Fig. 1
R101
R103
R121
R122
R125
R129
R133
R137
R1211



Fig. 2
R124
R127
R128



Fig. 3
R101L
R103L
R114
R119
R120



Fig. 4
R108




Fig. 5
R123



115 & 230 Volts - Sleeve and Ball Bearing - Shaded Pole

Part #	Amps.	HP	Spd/RPM	Voltage	Rotation	Body	Feature	Comment	Fig.
O4-R1211	0.30	1/150	1/1550	115	CW	2.09	0.67" to hub face	5 Watt, Domestic Ref.	1
R1-R128	0.35	1/135	1/1550	115	CW	2.09	3 Pt. Mtg., 3 Pin Plug	Coldstream	2
R1-R121	0.35	1/60	1/1550	230	CCW	2.50	3 pin Plug	Coldstream	1
R1-R122	0.35	1/60	1/1550	230	CW	2.50	3 pin Plug	Foster, Coldstream	1
R1-R114	0.45	1/125	1/1550	115	CW	2.09	Leads, 3 Point or Leg Mounting	General Replacement	3
R1-R123	0.50	1/70	1/1550	115	CW	2.60	Two U brackets	Universal Cooler	5
R1-R108	0.55	1/95	1/1550	115	CCW	2.00	One U Bracket, leads	Blanchard	4
R1-R119	0.55	1/85	1/1550	115	CCW	2.24	Leads, 3 Point or Leg Mounting	Foster	3
R1-R120	0.55	1/85	1/1550	115	CW	2.24	Leads, 3 Point or Leg Mounting	Foster	3
R1-R137	0.59	1/70	1/1550	115	CW	2.20	2 Pin Plug	Coldstream	1
R1-R129	0.65	1/60	1/3000	115	CCW	2.50	2 Pin plug	Hill Refrigeration	1
R1-R127	0.75	1/80	1/1600	115	CCW	2.09	Stud Mounting	Foster	2
R1-R125	0.80	1/20	1/1500	230	CCW	4.00	2 pin plug, Ball bearing	Dunham, Bush	1
R1-R101	0.90	1/45	1/1550	115	CW	2.30	2 Pin Plug, Leg Mtg.	Hussmann	1
R1-R101L	0.90	1/45	1/1550	115	CW	2.30	2 Pin Plug	Hussmann	3
R1-R103	0.90	1/45	1/1550	115	CCW	2.30	2 Pin Plug	Hussmann	1
R1-R103L	0.90	1/45	1/1550	115	CCW	2.30	2 Pin Plug, Leg Mtg.	Hussmann	3
R1-R133	1.00	1/40	2/1550	115	CCW	2.60	Two speed	Mark Hot	1
R1-R124	1.55	1/20	1/1550	115	CCW	4.00	2 pin plug, Ball bearing	Dunham Bush	2



Fig. 1



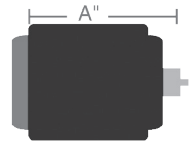



Fig. 2




115 Volts - 1550 & 1500 RPM

Part #	Watts	Amps	Volts	Rot	RPM	A Dim	Shaft	Comment	Fig
O4-R5211	4	0.35	115	CW	1550	2.58"	Hubless	TECUMSEH TFM41, G.E. 5211 5KSP51AL511	1
O4-R5311	6	0.50	115	CW	1550	2.83"	Hubless	G.E. 5311, 5KSP51CL501, TECUMSEH TFM61	1
O4-R5411	9	0.58	115	CW	1550	2.80"	Hubless	G.E. 5411, 5KSP51ECL551 TECUMSEH TFM91	1
O4-R5611	16	0.60	115	CW	1550	3.07"	Hubless	HUSSMANN 47000, 58698	1
O4-R5811	25	1.00	115	CW	1550	3.03"	Hubless	050-0164-00, 050-0247-00, 401-0032-01, G.E. 5811	1
O4-R2511	35	1.10	115	CW	1500	3.50"	Hubless	TECUMSEH TFM191, 810E019A73, 810E019A80	1
O4-R3511	50	1.40	115	CW	1500	3.50"	Hubless	TECUMSEH TFM351, HUSSMANN 328346, COPELAND 050-0227-01	1
O4-R5011		1.70	115	CW	1500	4.50"	1.5"×3/8"	COPELAND 050-0011-01,0017-02 050-0237-01, 998100800	3



3.3" Refrigeration Motors



120 Volt

Part #	HP	RPM	Amps	Rot	Type	Encl.	Body	Shaft	Bearing	Cross Ref	Fig
R3-R326	1/110	1/1550	0.40	CW	SP	Open	2.09"	1.4"x1/4"	Sleeve	Blanchard, Franklin	1
O6-R230	1/70	1/2800	0.64	CCW	SP	Open	2.30"	1.3"x1/4"	Sleeve	Coldstream	2
R3-R205	1/35	1/1550	1.20	CW	SP	Open	2.50"	1.8"x1/4"	Sleeve	Keeprite	3
R3-R360	1/35	1/1550	1.00	CW	SP	Open	2.60"	1.6"x1/4"	Sleeve	Keeprite	4
R3-R291	1/30	1/1550	1.30	CW	SP	Open	2.50"	1.6"x1/4"	Sleeve	Keeprite	4
R3-R318	1/25	1/1550	1.50	CW	SP	Open	2.84"	2.8"x5/16"	Sleeve	Bohn	1
R3-R370	1/20	1/1550	0.75	CW	PSC	Open	3.98"	2.7"x5/16"	Ball	Keeprite	5
US-R90574	1/20	1/1550	1.90	CW	SP	Open	2.75"	2.48"x5/16"	Sleeve	Larkin, Heatcraft	6
R3-R358	1/20	1/1550	2.00	CCW	SP	Open	3.30"	3.2"x5/16"	Sleeve	Blanchard	7
R3-R1052	1/20	1/1550	2.00	CCW	SP	Open	3.10"	3.2"x5/16"	Ball	Keeprite, Blanchard	8
R3-R368	1/20	1/1550	1.72	CW	SP	Open	2.80"	2.5"x5/16"	Sleeve	Ref Plus	9
US-R90572	1/15	1/1550	1.80	CCW	SP	Open	3.08"	3.03"x5/16"	Sleeve	Bohn, Heatcraft	6
R3-R313	1/15	1/1550	2.30	CCW	SP	Open	3.60"	3.0"x5/16"	Sleeve	Krack, Bohn, Blanchard	10

240 Volt

Part #	HP	RPM	Amps	Rot	Type	Encl.	Body	Shaft	Bearing	Cross Ref	Fig
R3-R371	1/20	1550	0.38	CW	PSC	OPEN	3.98"	2.7"x5/16"	Ball	Keeprite	5
US-R90575	1/20	1550	0.89	CW	SP	OPEN	2.75"	2.48"x5/16"	Sleeve	Larkin, Heatcraft	6
R3-R369	1/20	1550	0.90	CW	SP	OPEN	2.80"	2.5"x5/16"	Sleeve	Ref Plus	9
R3-R1053	1/20	1550	1.00	CCW	SP	OPEN	3.10"	3.2"x5/16"	Ball	Keeprite, Blanchard	8
R3-R359	1/18	1500	1.00	CCW	SP	OPEN	3.35"	2.8"x5/16"	Sleeve	Keeprite, Blanchard	8
US-R90573	1/15	1550	1.20	CCW	SP	OPEN	3.50"	3.14"x5/16"	Sleeve	Bohn, Heatcraft	6
R3-R314	1/15	1550	1.30	CCW	SP	OPEN	3.60"	3.0"x5/16"	Sleeve	Krack, Torin, Bohn, Blanchard	10
US-R91125	1/12	1550	0.50	CW	PSC	OPEN	3.62"	2.63"x5/16"	Sleeve	Bohn, Heatcraft	5

115/230 Volt

Part #	HP	RPM	Amps	Rot	Type	Encl.	Body	Shaft	Bearing	Cross Ref	Fig
US-R91189	1/20	1550	1.8-0.9	CCW	SP	TE	3.15	1.65"x5/16"	Sleeve	Krack	11
US-R90721	1/12	1550	1.1-0.6	REV	PSC	OPEN	3.59	3.15"x5/16"	Ball	Bohn, Heatcraft, Larkin	12
US-R90671	1/15	1550	2.1-1.1	CW	SP	OPEN	5.00	2.24"x5/16"	Ball	GE 11 frame replacement	13
US-R90672	1/15	1550	2.1-1.1	CCW	SP	OPEN	5.0	2.3"x5/16"	Ball	GE 11 frame replacement	13




Figure 1
RB20



Figure 2
RB24
RB22
RB25
RB26
RB28



Figure 3
RB30
RB29



Figure 4
R630




Figure 5
R262
R260
R261
R265
R267



Figure 6
R264
R266



Figure 7
R2602
R2603
R2604
R2605



A7105



A610215

**Blower
Wheels**


Motor Part #	Fig.	Blower Part #	Fig.	HP	Amps	RPM	CFM	Shaft	Bracket #	Blower #	Dia.	Width	Bore	Rot.
T1-R630	4	R7-RB20	1	1/185	0.76	1/1500	60	1.90"x7/32"	92-A8600	93-A7105	5"	1 1/8"	7/32"	CW
O6-R260	5	R7-RB22	2	1/80	0.65	1/1500	75	1.10"x5/16"	92-A8602	66-A508202	5 1/16"	2"	5/16"	CW
O6-R261	5	-	-	1/170	0.33	1/1550	77	1.80"x5/16"						
O6-R262	5	R7-RB24 R7-RB25	2 2	1/40	1.00	1/1550	116 130	1.50"x5/16"	92-A8602	66-A508216	5 1/16"	2 5/32"	5/16"	CW
O6-R264	6	R7-RB26	2	1/60	0.95	1/1550	141	1.80"x5/16"	92-A8604	66-A610215	6 1/16"	2 5/32"	5/16"	CW
O6-R265	5	-	-	1/75	0.65	1/1400	115	1.63"x5/16"						
O6-R266	6	R7-RB28	2	1/20	1.65	1/1550	201	1.40"x5/16"	92-A8604	66-A610215	6 1/16"	2 5/32"	5/16"	CW
O6-R267	5	-	-	1/50	0.80	1/1550	118	1.50"x5/16"						
M3-R2602	7	R7-RB29	3	1/35	1.15	1/1550	268	2.20"x1/2"	92-A8606	66-A610225	6 1/16"	2 5/32"	1/2"	CCW
M3-R2603	7	R7-RB30	3	1/35	1.15	1/1550	268	2.20"x1/2"	92-A8606	66-A610220	6 1/16"	2 5/32"	1/2"	CW
M3-R2604	7	-	-	1/10	2.87	1/1550	300	2.00"x1/2"						
M4-R2605	7	-	-	1/12	3.00	1/1050	450	1.60"x1/2"						

Cross Reference

Motor Part #	Blower Part #	Cross Reference
T1-R630	R7-RB20	013005, EB50
O6-R260	R7-RB22	B60, 013012, EB60, 4099
O6-R261	-	QB60-80
O6-R262	R7-RB24 R7-RB25	B100, K100, 013011, 4105
O6-R264	R7-RB26	QK100, 013020
O6-R265	-	QB100
O6-R266	R7-RB28	BK100, 013024, 4115
O6-R267	-	BB-100, 013019
M3-R2602	R7-RB29	SAME AS RB30 BUT OPPOSITE ROTATION
M3-R2603	R7-RB30	DK260, DB200, FRANKLIN 75003, 013041, 013040, 4143
M3-R2604	-	DB300, 013062, 013042
M4-R2605	-	QBD300

Direct Drive Motors

5.0" Direct Drive Motors



Direct Replacement For:

- Coleman • Carrier
- Lennox • York

Part #	HP	Volts	Amps	Cap.	SPD/RPM	Rotation	Body	Bearing	Shaft	Cross
UE-98	1/8	115	5.2	-	3/1050	CCW	3.8"	Sleeve	3.8" x 1/2"	Fasco D178, D356, UE98
M4-R2385	1/5	115	6.5	-	3/1050	CCW	3.9"	Sleeve	5.5" x 1/2"	Fasco D158, UE385, 90
M4-R2429	1/5	208/230	3.2	-	3/1050	CCW	3.9"	Sleeve	5.5" x 1/2"	Fasco D318, UE429
M4-R2679	1/4	115	10.0	-	3/1050	Rev.	4.7"	Sleeve	2.2" x 1/2"	Lennox, York, Carrier
M4-R2368	1/5	115	3.5	4/370	4/1030	CCW	4.5"	Sleeve	3.5" x 1/2"	1268, 024-17903-703, HC37MA135, P8-3789, 90, 3527, 29, 4662, 9662
M4-R2390	1/5	115	3.2	7.5/370	3/1075	Rev.	3.9"	Sleeve	5.5" x 1/2"	UE390, York 24-22489-000, Bohn 5002L, 5003F
M4-R2391	1/5	208/230	1.3	7.5/370	3/1075	Rev.	3.9"	Sleeve	5.5" x 1/2"	Fasco D262, D1016, UE391, 515
M4-R2395	1/4	115	4.9	5/370	3/1075	Rev.	4.1"	Sleeve	4.5" x 1/2"	Fasco D150
M4-R2628	1/4	208/230	1.8	5/370	5/1075	Rev.	4.1"	Sleeve	2.5" x 1/2"	Fasco D151

5.5" Direct Drive Motor Features



24 Month Warranty

- 48 Frame
- 5.5" Diameter
- Open Enclosure
- Mounting: Stud, Strap & Base (Resilient Rings)
- 60 Hz
- Sleeve Bearing
- Shaft: 1/2" x 6.0"
- Reversible
- Permanent Split Capacitor (P.S.C.)
- 60" Coloured Electrical Leads
- Insulation Class B
- Thermally Protected



48 Frame - 4 Speed - Multi-HP - Direct Drive


Part #	HP	Volts	Amps	Cap.	SPD/RPM	Rotation	A Dim.	Bearing	Shaft
DD-1314	1/3	115	6.0	7.5/370	4/1075	Revers.	4.40"	Sleeve	1/2"x6"

Cross Reference

Rotom	HP	Voltage	AO Smith	Carrier	Coleman	Emerson	Lennox	ICP	GE	Marathon	Rotom
DD-1314	1/3	115	DL1026 DL1036	HC41SE117	1486-236P	11864	P-8-7505	1009045	3583	X003	R43583
	1/4			HC41SE121		1863	32663	1008415	3585		R43585
	1/6			P257 8583		1864	LFM13				
	1/7			P257 8585							

Features

- Less Inventory Required!
- Versatile!
- Time Saver!
- Easy Installations!
- Energy Efficient
- Different Capacitor/Speed Combos
- Designed for 370V Cap
- Reversible Rotation
- Resilient Rings
- Extended Thru Bolts
- Automatic Protector
- Class B Insulation
- 48 Frame
- Single Phase
- Continuous Duty-Over Air
- Mounts by Belly Band, Thru Bolts or Shell Holes
- Rheem Mounting Holes in Shell
- 60 Hz



**Open Drip Proof
40°C Ambient**



Supplied Free In Every Box

All-Purpose Capacitor

- Multi-Rating Capacitor
- 5, 7.5, 10, 12.5 & 15 MFD

Part #	HP	Spd.	RPM	Volt	Amps	Capacitor (370V)	Bearing	Leads	Dia	Shaft
R6-R43600	1/2	All	1075	115	7.0	5 mfd 7.5*	Sleeve	26"	4.86"	1/2"x5"
	1/3	All			6.7					
	1/4	Lo, Med-Lo, Med-Hi			4.4					
	1/5	Low, Med-Lo			3.2					
	1/6	Lo			2.4					
R6-R43601	1/2	All	1075	208-230	3.9	5 mfd 7.5*	Sleeve	26"	4.86"	1/2"x5"
	1/3	All			3.6					
	1/4	Lo, Med-Lo, Med-Hi			2.5					
	1/5	Lo, Med-Lo			1.8					
	1/6	Lo			1.3					
R6-R43602	3/4	All	1075	115	9.1	5 mfd 7.5*	Ball	38"	4.86"	1/2"x5 1/2"
	1/2	All			6.8					
	1/3	All			5.5					
	1/4	Lo, Med-Lo, Med-Hi			3.0					
	1/5	Lo, Med-Lo			2.3					
R6-R43603	3/4	All	1075	208-230	3.9	5 mfd 7.5*	Ball	38"	4.86"	1/2"x5 1/2"
	1/2	All			3.6					
	1/3	All			3.0					
	1/4	Lo, Med-Lo, Med-Hi			2.3					
	1/5	Lo, Med-Lo			2.0					

* Motor is approximately 10% stronger and has higher starting torque for 1/6, 1/5, 1/4 and 1/3 HP rating with the 7.5 mfd 370VAC capacitor.

Cross Reference


Rotom	Emerson	Genteq	Fasco	Marathon	A.O. Smith
R6-R43600	5460	3463	D2835	X077	FDL6001A
R6-R43601	5461	3464	D833	X073	FD6000A
R6-R43602	5470	3466	D2834	X074	FDL6002A
R6-R43603	5471	3467	D2833	X075	FD6001A

5.5" Condenser Fan and Direct Drive Motors

Features

- Economical TruckStock Option!
- Less Inventory Required!
- Versatile!
- Time Saver!
- Easy Installations!
- Energy Efficient
- Different Capacitor/Speed Combos
- Designed for 370V Cap
- Reversible Rotation
- Extended Thru Bolts
- Automatic Protector
- Class B Insulation
- Continuous Duty-Over Air
- Mounts by Belly Band, Thru Bolts or Shell Holes
- Rheem Mounting Holes in Shell
- 60 Hz

TruckStock™ STANDARD



Direct Drive

Part #	HP	Spd.	RPM	Volt	Amps	Cap	Bearing	Leads	Body	Shaft
R6-R43463	1/2-1/6	Four	1075	115	7.0	10/370, 7.5/370, 5/370	Sleeve	38"	4.86"	1/2"×5"
R6-R43464	1/2-1/6	Four	1075	208-230	3.9	10/370, 7.5/370, 5/370	Sleeve	38"	4.86"	1/2"×5"
R6-R43466	3/4-1/5	Four	1075	115	9.1	10/370, 7.5/370, 5/370	Sleeve	38"	4.86"	1/2"×5"
R6-R43467	3/4-1/5	Four	1075	208-230	3.9	10/370, 7.5/370, 5/370	Sleeve	38"	4.86"	1/2"×5"

Cross Reference

Rotom	Diversitech	Smart	A.O. Smith
R6-R43463	WG840463	SE3463	EM3463
R6-R43464	WG840464	SE3464	EM3464
R6-R43466	WG840466	SE3466	EM3466
R6-R43467	WG840467	SE3467	EM3467

Features

- 48Y Frame
- 5.5" Diameter
- Open Enclosure
- Mounting: Stud, Strap & Base (Resilient Rings)
- 60 Hz
- Sleeve Bearing
- Shaft: 4.0" x 1/2"
- Reversible
- Permanent Split Capacitor (P.S.C.)
- 40°C Ambient
- Insulation Class B
- Thermally Protected

45°C Ambient



24 Month Warranty



92-A8617
Torsion Flex Bracket
5.0" & 5.5" Dia.
9" & 10" Bolt Circles



92-A8550 - 5" Diameter
92-A8555 - 5.5" Diameter
9" & 10" Bolt Circles



5.5" Diameter for
1/2 HP and above
92-A8556 - 9" Bolt Circle
92-A8557 - 10" Bolt Circle
HEAVY DUTY

115 & 208/230 Volt, 3 Speed, 1075 RPM, Reversible Rotation

Part #	HP	Volts	Amps	Cap.	SPD/RPM	Rotation	Body	Bearing	Shaft
DD-3583	1/4	115	4.8	5/370	3/1075	Revers.	4.22"	Sleeve	1/2"x4.0"
DD-3584	1/4	208/230	2.0	5/370	3/1075	Revers.	4.22"	Sleeve	1/2"x4.0"
DD-3585	1/3	115	5.5	7.5/370	3/1075	Revers.	4.37"	Sleeve	1/2"x4.0"
DD-3586	1/3	208/230	2.8	5/370	3/1075	Revers.	4.48"	Sleeve	1/2"x4.0"
DD-3587	1/2	115	7.5	10/370	3/1075	Revers.	5.25"	Sleeve	1/2"x4.0"
DD-3588	1/2	208/230	3.6	10/370	3/1075	Revers.	5.23"	Sleeve	1/2"x4.0"
DD-3589	3/4	115	10.2	15/370	3/1075	Revers.	5.48"	Sleeve	1/2"x4.0"
DD-3590	3/4	208/230	5.4	10/370	3/1075	Revers.	5.48"	Sleeve	1/2"x4.0"

Capacitor Not Included

Cross Reference

Rotom	HP	Voltage	AO Smith	Diversitech	Emerson	Fasco	Embraco	GE	Marathon	UE	Rotom
DD-3583	1/4	115	DL1026	WG840583	1863	D721	E201	3583	X000	533	R43583
DD-3584	1/4	208/230	D1026	WG840584	1971	D725	E202	3584	X001	530	R43584
DD-3585	1/3	115	DL1036	WG840585	1864	D727	E203	3585	X002	532	R43585
DD-3586	1/3	208/230	D1036	WG840586	1972	D923	E204	3586	X003	529	R43586
DD-3587	1/2	115	DL1056	WG840587	1865	D701	E205	3587	X004	531	R43587
DD-3588	1/2	208/230	D1056	WG840588	1973	D703	E206	3588	X005	528	R43588
DD-3589	3/4	115	DL1076	WG840589	8904	D728	E207	3589	X009	678	R43589
DD-3590	3/4	208/230	D1076	WG840590	8905	D729	E208	3590	X010	679	R43590

5.5" Direct Drive Motors

5.5" Flex Mount Direct Drive Motors




Features

- 48Y Frame
- 5.5" Diameter
- Open Enclosure
- Mounting: Flex
- 60 Hz
- Sleeve & Ball Bearing
- Shaft: 1/2" x 6"
- Reversible
- Permanent Split Capacitor (P.S.C.)
- 60" Coloured Electrical Leads
- 45°C (113°F) Ambient
- Insulation Class B
- Thermally Protected

**24 Month
Warranty**

**9" & 10"
Bolt
Circle**



DD-035
Illustrated

115 & 208/230 Volts, 4 Speed, 1075 RPM, Reversible Rotation

Part #	HP	Volts	Amps	Cap.	A Dim.	Bearing	Shaft
DD-034	1/4	115	3.6	5/370	3.84"	Sleeve	1/2"x6"
DD-044		208/230	1.8/2.0	5/370	4.00"	Sleeve	1/2"x6"
DD-035	1/3	115	5.0	10/370	4.50"	Ball	1/2"x6"
DD-045		208/230	2.3/2.5	10/370	4.30"	Sleeve	1/2"x6"
DD-036	1/2	115	7.6	10/370	4.85"	Ball	1/2"x6"
DD-046		208/230	3.8/4.0	10/370	4.79"	Sleeve	1/2"x6"

Capacitor Not Included


Cross Reference

Rotom	AO Smith	Fasco	GE	Marathon	UE	Rotom
DD-034	FML1026	D1730	3783	X034	752	R42034, R42419
DD-044	-	D1733	3784	-	-	R42449
DD-035	FML1036	D1731	3785	X035	753, 947	R42035, R42319
DD-045	FM1036	D1734	3786	-	-	R42349
DD-036	FML1056	D1732	3787	X036	754	R42036, R 42219
DD-046	FM1056	D1735	3788	-	-	R42249

Features

- Drop-in replacement • Brushless DC • 3 Speeds • 5 1/8" Diameter • 54" lead length
- ECM with internal control • Long life ball bearings • Rotors are isolated from shaft to reduce motor vibration • Saves an average of 69% on energy usage • Runs cooler

Part #	HP	Volts	Rot	Amps	RPM Range	Shaft	Frame
M4-R2189	1/10	120	CWLE	1.6	3/1100,900,700	9.3" x 1/2" x 9.3"	5.0"




PSC Fan Coil Motors

Features

- Type: PSC • Double Shaft • Volts: 115/60 Hz • Enclosure: Open end-bells • Thermally Protected
- Capacitor Included • Ball Bearing • Insulation Class B • Protection Class IP20 • Base Mount Included


Part #	HP	Volts	Amps	Spd/RPM	Dia	Rot	Type	Cap	Shaft
EC-FC-1893	1/15	115	0.96	6/1550	4.8"	CW	PSC	6.3/450	1/2" x 7.26"
EC-FC-1895	1/4	115	3.80	6/1550	4.8"	CW	PSC	18/450	1/2" x 7.26"



Tempspec Replacement Fan Coil Motors


Replaces: UE & Tempspec DE3E142N

Part #	HP	Volts	Amps	Type	Cap.	RPM	Rot.	Body	Frame	Bearing	Shaft
M4-R2197	1/14	115	1.25	PSC	7.5/370	3/820	CCW	3.22"	5.0"	Sleeve	3.4"x1/2"
M4-R2198	1/14	115	1.25	PSC	7.5/370	3/820	CCW	3.22"	5.0"	Sleeve	3.4"x1/2"



9" or 10" Bolt Circle

Part #	HP	Volts	Amps	Type	Cap.	RPM	Rot.	Body	Frame	Bearing	Shaft	Cross
M4-R2194	1/14	115	1.25	PSC	7.5/370	3/820	CCW	3.5"	5.0"	Sleeve	3.4"x1/2"	DE3E141N
M4-R2195	1/12	115	2.10	PSC	7.5/370	3/740	CCW	3.75"	5.0"	Sleeve	3.4"x1/2"	DE3F056N
M4-R2196	1/8	115	2.50	PSC	7.5/370	3/850	CCW	4.0"	5.0"	Sleeve	3.9"x1/2"	DE3G110N
UE-799	1/8	115	2.60	PSC	5/370	5/1000	CCW	3.5"	5.0"	Sleeve	5.0"x1/2"	L350,L450,L600, UE DA3E200, DA3F100, DA3G142




Fan Coil Motors

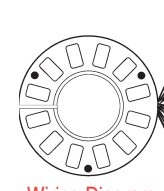
Heating & Air Conditioning • High Rise Apartment • Condominium • Hotel
ONE MOTOR DOES ALL THREE! Bedroom, Living Room, Common Area.

DD-030 Replaces : 5KCP39DGV279S

Part #	HP	Amps	Cap.	RPM	Body	Frame	Shaft
DD-030	1/6	2.6	Inc.	5/950	3.98"	48	1/2"x4.5"



Wiring Diagram



WHITE COMMON LINE

COMMON AREA

- BLACK 1000RPM
- YELLOW 800RPM
- BLUE 600RPM

- 1/8 HP

LIVING ROOM

- YELLOW 800RPM
- BLUE 800RPM
- ORANGE 700RPM

- 1/10 HP

BEDROOM

- BLUE 800RPM
- ORANGE 700RPM
- RED 600RPM

- 1/12 HP

Direct Replacement For:

- Climetec
- Snyder-General
- Tempspec
- Unilux

Fan Coil Blowers

Heating & Air Conditioning • High Rise Apartment • Condominium • Hotel

Part #	CFM	"A" Dim.	Applications
66-RFC300	300	6.75"	<ul style="list-style-type: none"> • Heating & Air Conditioning • High Rise Apartment • Condominium • Hotel
66-RFC400	400	8.25"	
66-RFC600	600	9.00"	



Unit Heater Motors

4.0" Unit Heater Motor

Features

- 115 Volt • CCWLE

Part #	HP	Amps	RPM	Shaft	Cross
M3-R2614	1/12	2.25	1550	2.5" x 3/8"	C16230



5.0" Unit Heater Motors

Features

- 115 Volt • Totally Enclosed

Part #	Fig.	HP	RPM	Amps	Rot	Type	Cross
M4-R6920	A	1/15	1/1050	3.40	CCW	SP	P8-6920, 54028, A0516, A2160, E62788, E62862, E62A15
T2-R2360	B	1/15	1/1050	3.30	CCW	SP	45330,45331,45332,D143
T2-R2380	C	1/8	1/1075	2.60	CCW	PSC	170-45888, 55681, 9775, 380, D260

Fig. A
Lennox
ICP
Keeprite





Fig. B
Reznor





Fig. C
Robbins & Myers
Reznor

5.5" Unit Heater Motors - Dual Voltage

Part #	HP	Volts	Amps	Cap.	RPM	Rotation	A Dim.	Bearing	Shaft
UE-730A	1/6	115/208/230	2.1/1.1	INC	1140	Revers.	6.0"	Ball	1/2"x5"
UE-731A	1/4	115/208/230	3.1/1.6	INC	1140	Revers.	6.25"	Ball	1/2"x5"
UE-732A	1/3	115/208/230	3.3/1.7	INC	1140	Revers.	6.5"	Ball	1/2"x5"
UE-733A	1/2	115/208/230	5.6/2.8	INC	1140	Revers.	7.25"	Ball	1/2"x5"

Capacitor Included



5.5" Unit Heater Motors Features

- 48 Frame
- Totally Enclosed
- Mounting: 4 Stud Pattern
- 60 Hz
- Shaft: 1/2" x 3.4"
- Reversible
- Permanent Split Capacitor
- 60°C Ambient
- Insulation Class B
- Thermally Protected



Unit Heater


Part #	HP	Volts	Amps	Cap.	RPM	Rotation	A Dim.	Bearing	Shaft
UH-9034	1/6	115	2.4	5/370	1/1075	Revers.	4.52"	Ball	1/2"x3.4"
UH-9035	1/4	115	4.1	5/370	1/1075	Revers.	4.52"	Ball	1/2"x3.4"
UH-9036	1/3	115	5.0	7.5/370	1/1075	Revers.	4.52"	Ball	1/2"x3.4"

Cross Reference

Capacitor Included

Rotom	AO Smith	Emerson	Fasco	GE	Marathon	UE
UH-9034	UH1016, US1016, US1016NB	9034	D834	3206	X302, X306	177, 749
UH-9035	UH1026, US1026, US1026NB	9035	D734	3208	X303, X307	566, 734, 750
UH-9036	UH1036, US1036, US1036NB	9036	D732	3212	X304, X308	183, 751

Optional Base




UH-UHK
Optional Mounting
Base For UH- Series
Unit Heaters.
Includes Base,
Brackets & Resilient
Rings.

Features

- 48 Frame
- 5.5" Diameter
- Open Drip Proof
- Resilient Ring & Base Included
- 60 Hz
- Sleeve Bearing
- Shaft: 1/2" x 1.5" W/ Flat
- Reversible
- Split Phase
- 45°C (113°F) Ambient
- Insulation Class B
- Thermally Protected

**24 Month
Warranty**



BF-4701
Illustrated

Belted Fan - One Speed

Part #	HP	Volts	Amps	S.F.	RPM	Rotation	A Dim.	Bearing	Shaft
BF-4701	1/4	115	5.4	1.35	1/1725	Revers.	6.25"	Sleeve	1/2"x1.5"
BF-4706	1/3	115	6.8	1.35	1/1725	Revers.	6.25"	Sleeve	1/2"x1.5"
BF-4708	1/2	115	8.0	1.25	1/1725	Revers.	6.25"	Sleeve	1/2"x1.5"

Cross Reference


Rotom	AO Smith	Emerson	Fasco	GE	Marathon	UE	Rotom
BF-4701	GF2024	840CV	D6002	4701, H701	D127, B206, B303	-	R840
BF-4706	GF2034	841CV	-	4706, H711	D143, B207	-	R841
BF-4708	GF2054	1542C	-	4708	D162, B208	-	R1542

Oil Burner Motors



Features

- 48M and 48N Flange Mounting
- Open & Totally Enclosed
- External reversing Switch (most models)
- Sleeve Bearing
- Manual Reset Overload



Split Phase, 60Hz, Shaded Pole

Part #	HP	Volts	Amps	Service Factor	SPD/RPM	Rotation	Body	Frame	Bearing	Shaft	Features
T4-R6124	1/8	115	2.5	1.0	1/1725	Rev.	5.22"	48N	Sleeve	1.82" x 1/2"	11" Leads
T4-R6102	1/8	115	2.12	1.0	1/1725	Rev.	5.00"	48N	Sleeve	2.00" x 1/2"	20" Leads
T4-R4782	1/8	115	2.5	1.0	1/1725	Rev.	5.22"	48N	Sleeve	1.82" x 1/2"	20" Leads, open shaft end bracket, rotation switch.
T4-R2097	1/8	115	2.8	1.0	1/3450	Rev.	5.93"	48N	Sleeve	1.88" x 1/2"	20" Leads, open shaft end bracket, rotation switch.
T4-R3083	1/7	115	2.0	1.0	1/3450	Rev.	5.75"	48M	Sleeve	2.00" x 1/2"	15" Leads, rotation switch.
T4-R5866	1/7	115	2.5	1.0	1/3450	CCW	5.47"	48M	Sleeve	1.82" x 1/2"	15" Leads, open shaft end bracket
T4-R3202	1/7	115	1.8	1.0	1/3450	CW	4.50"	48M	Sleeve	2.00" x 1/2"	Beckett 21805U, 10.5" Leads, open shaft end bracket
T4-R3250	1/6	115	3.2	1.0	1/1725	Rev.	5.72"	48N	Sleeve	1.82" x 1/2"	20" Leads
T4-R3252	1/6	115	3.2	1.0	1/1725	Rev.	5.72"	48N	Sleeve	1.82" x 1/2"	20" Leads, open shaft end bracket, rotation switch.
T4-R3251	1/6	115	2.7	1.0	1/3450	Rev.	5.97"	48M	Sleeve	1.82" x 1/2"	20" Leads, rotation switch.
T4-R3579	1/4	115	3.7	1.0	1/1725	Rev.	6.72"	48N	Sleeve	1.82" x 1/2"	20" Leads, rotation switch.
T4-R2302	1/4	115	4.2	1.0	1/3450	Rev.	6.25"	48N	Sleeve	1.82" x 1/2"	20" Leads, open shaft end bracket.
T4-R3234	1/3	115	4.3	1.0	1/1725	Rev.	6.72"	48N	Sleeve	1.82" x 1/2"	20" Leads, open shaft end bracket.
T4-R2303	1/3	115	5.0	1.0	1/1725	Rev.	6.5"	48N	Sleeve	1.88" x 1/2"	Terminal board
T4-R3268	1/3	115/230	4.2/2.1	1.0	1/3450	Rev.	6.72"	48N	Sleeve	1.82" x 1/2"	12.25" Leads, open shaft end bracket.
T4-R4788	1/3	115/230	5.2/12.6	1.35	1/3450	Rev.	9.91"	48N	Sleeve	1.88" x 1/2"	Cap start, open shaft end bracket, terminal board
T4-R3267	1/2	115/230	6.2/3.1	1.0	1/3450	Rev.	6.72"	48N	Sleeve	1.82" x 1/2"	12.25" Leads, 50/60Hz, open shaft end bracket.
T4-R3105	1/2	115/230	7.3/3.7	1.25	1/3450	Rev.	10.41"	48N	Sleeve	1.88" x 1/2"	Cap start, terminal board, open dripproof
T4-R3172	3/4	115/ 208-230	10.0/5.0	1.0	1/3450	Rev.	9.0"	48CZ	Ball	2.25" x 5/8"	Cap start, terminal board, open constr. 5/8" keyed shaft

PSC Oil Burner Motor - Direct Beckett Replacement - 21805U



PSC, 60Hz


Part #	HP	Volts	Amps	Service Factor	SPD/RPM	Rotation	Body	Frame	Bearing	Shaft	Cross
T4-R21805U	1/7	115	1.7	1.0	1/3450	CW	4.59	48M	Ball	1.88" x 1/2"	PSC, open dripproof, automatic protector

Armstrong / B&G Direct Replacement

Single Shaft • Single Speed • 1725 RPM

115/230/460/575 Volts • Resilient Rings for Base Mount Models • Open Construction • Reversible

Typical Applications : Hot Water Boiler & Booster Pumps



Part #	HP	Volts	Fig.	Bearing	Cross Reference
CP-R1350	1/12	115	1	Sleeve	805316-010, 831000-61, 111034
CP-R1311	1/12	115	2	Sleeve	Taco Replacement
CP-R1320	1/8	115	3	Sleeve	CCW, 5KH32EG129GA, 48S17D1084
CP-R1310	1/8	115	4	Sleeve	OBG2004
CP-R1351	1/6	115	1	Sleeve	817025-005, 111061
CP-R1352	1/6	115	5	Sleeve	817025-001, 831001-061, 111031
CP-R1354	1/4	115	5	Sleeve	817025-007, 831002-061, 111040
CP-R1444	1/4	115	6	Sleeve	816141-001
CP-R1356	1/3	115	5	Sleeve	817025-013, 831003-061, 111042
CP-R1446	1/3	115	6	Sleeve	816141-002
CP-R1359	1/2	115/208/230	7	Ball	831009-061, 111044
CP-R1368		208/230/460	8	Ball	811757-003, 020, 023, 831011-083, 111046
CP-R1369	1/2	575	8	Ball	811757-004, 111046-5
CP-R1459	1/2	115/208/230	9	Ball	811757-001, 111044
CP-R1362	1/2	115/208/230	7	Ball	831010-062, 111047
CP-R1370	1/2	230/460	8	Ball	831012-083, 111049
CP-R1372	3/4	575	8	Ball	811757-006, 111049-5
CP-R1462		115/208/230	9	Ball	811757-002, 033, 111047
CP-R1470		208/230/460	10	Ball	811575-005, 111049
CP-R1472	3/4	575	10	Ball	811757-005, 024, 027, 111049-5
CP-R1363	1	115/230	7	Ball	816676-062, 111050
CP-R1371		208/230/460	8	Ball	816675-069, 169090
CP-R1373	1	575	8	Ball	816676-068, 169090-5
CP-R1463	1	115/230	9	Ball	811757-007, 028, 031, 111050
CP-R1471	1	208/230/460	10	Ball	811757-008, 169090
CP-R1473	1	575	10	Ball	811757-009, 028, 031, 169090-5
CP-R1365	1 1/2	115/230	7	Ball	816678-062, 169095
CP-R1374		208/230/460	8	Ball	816678-069, 169092
CP-R1375	1 1/2	575	8	Ball	816685-068, 196092-5



Pump Couplers

Easy Links - Spirolink



Part#	Specification	Description
T6-10010	1/2" x 1/2"	1/2 to 1/3 HP Easy Link
T6-10010SL	1/2" x 1/2"	Spirolink
T6-10023	1/2" x 1/2" or 1/2" x 5/8"	1/2 to 3/4 HP Easy Link
T6-10023SL	1/2" x 1/2" or 1/2" x 5/8"	Spirolink
T6-10034SL	1/2" x 5/8" or 5/8" x 5/8"	Spirolink
T6-10045SL	1/2" x 5/8" or 5/8" x 5/8"	Taco




Fig. 1




Fig. 2



Fig. 3



Fig. 4



Fig. 5



Fig. 6




Fig. 7




Fig. 8




Fig. 9



Fig. 10



Fig. 11

Part #	HP	Spd/RPM	Amps	Volts	Rot	Shaft	Body	Type	Mntg	Cross	Fig
FM-RFM504	1/200	1/3000	0.25	208/230	C.C.W.	0.8"x1/4"	4.90	S.P.	4 LEG	Keeprite 504015K	1
FM-RFM461	1/40	1/3200	0.37	460	C.C.W.	2.5"x1/4"	5.80	S.P.	4 STUD	York 024-24115-019B 56" leads	2
FM-RFM2	1/35	1/3000	0.65/ 1.30	115/230	C.C.W.	3.9"x5/16"	4.90	S.P.	2 STUD	Franklin 80137, Fasco D406, D408	3
FM-RFM10	1/35	1/3000	0.6/ 1.20	115/230	C.W.	3.9"x5/16"	5.60	S.P.	2 STUD	E.J. Walsh 8211910172, Fedders, w/ centrifugal switch	3
FM-RFM1198	1/30	1/3200	1.50	115	C.W.	2.3"x5/16"	3.40	S.P.	LUGS	Lennox 25J1201	4
FM-RFM890	1/25	1/3200	0.70	208/230	CCW	2.3"x5/16"	3.29	S.P.	STUD	Lennox 98G8901, 7121-7091	5
FM-RFM580*	1/20	1/3300	1.90	115	C.C.W.	1.9"x5/16"	3.50	S.P.	LUGS	HC27VE120, Univ. JAP053N, Bryant P251-2307, U.E. 580	6
FM-RFM11*	1/20	1/3200	1.80	115	C.C.W.	1.5"x5/16"	3.60	S.P.	3 LUGS	Clare Bros. M045	7
FM-RFM653	1/20	1/3430	1.00	230/460	C.W.	2.1"x1/4"	5.90	S.P.	4 STUD	Carrier, York, Keeprite U653 Fasco 7131-0506, 5/16 Bushing	8
FM-RFM462	1/16	1/3450	0.30	460	C.W.	3.3"x5/16"	4.80	PSC/ INC	4 STUD	ICP 1171347 Carrier HC30GB460	9
FM-RFM680	1/16	1/3450	1.00	115/208 /230	REV. PLUG	1.2"x1/4"	7.00	PSC/ INC	4 STUD	York 024-24115-001, 701, Carrier HC680001B, w/switch	10
FM-RFM4	1/15	1/3000	2.1/ 1.1	115/230	C.W.	2.3"x1/4"	5.30	S.P.	4 STUD	Carrier HC24AU700, U.E. 571	8
FM-RFM5	1/15	1/3000	2.1/ 1.1	115/230	C.C.W.	2.3"x1/4"	5.30	S.P.	4 STUD	Fedders S1900047003, U.E. 570	8
FM-RFM12*	1/15	1/3000	2.00	115	C.C.W.	1.3"x5/16"	4.40	S.P.	3 LUGS	M046 - Clare High Efficiency	11

* Note: Without Centrifugal Switch



Fig. 1
FM-RFM230




Fig. 2
FM-RFM9




Fig. 3
FM-RFM232




Fig. 4
FM-RFM410




Fig. 5
FM-RFM187




Fig. 6
FM-RFM460




Fig. 7
FM-RFM78

Part #	HP	Spd/RPM	Amps	Volts	Rot	Shaft	Body	Type	Mntg	Cross
FM-RFM230	1/12	1/3200	0.60	230	REV.PLUG	2.5"x1/4"	6.90	PSC/INC	Stud	024-24115-020, 714
FM-RFM9	1/12	1/3000	1.10	208/230	CCW	2.8"x5/16"	6.30	SP	Stud	Keeprite 501493,
FM-RFM232	1/10	1/3450	0.55	208/230	CW	2.9"x5/16"	5.00	PSC/INC	Stud	ICP 1171348, JF1H092N Carrier HC30GB232
FM-RFM410	1/10	1/3000	0.7/ 1.50	115/230	REV.	3.7"x1/4"	7.10	PSC/INC	Lugs	Fasco D410, D412, Reznor
FM-RFM187	1/10	1/3400	0.30	460	CW	8.8"x3/8"	6.80	PSC/INC	Stud	York 024-2500-5005, 024- 2500-5702, D1187
FM-RFM460	1/10	1/3200	0.30	208/230 /460	REV.	2.5"x1/4"	7.00	PSC/INC	Stud	YVFM450, Fasco D1171 York 024-24115-700
FM-RFM78	1/9	1/3200	0.65/ 1.30	115/230	REV.	3.3"x5/16"	4.10	PSC/INC	Stud	RFM7&8, Reznor 43846-115V, 43424-208/230V

* Note: Without Centrifugal Switch

Cooling Fan Kits

Part #	Rotation	Kits Description
92-FMK	CW	• 1 3/4" Diameter. • 5/16" Hub I.D. with 1/4" adapter.
92-FMK1	CCW	• (4) Spacers, (4) 10/32 & (4) 8/32 nuts.

92-FMK1 Illustrated




Direct Drive Blowers



Part #	CFM	Spd/RPM	Volts	Amps	Rot.	Type	Const.	Bearing	Cross	Fig
R7-RB440	50	1/3080	115	0.25	CW	PSC	Open	Ball	Grainger 1TDN7, 4C440	1
R7-RB55	55	1/1550	115	0.25	CW	SP	Open	Sleeve	AO Smith 12	2
R7-RB663	60	1/3000	115	0.60	CCW	SP	T.E.	Sleeve	AO Smith 9444	3
R7-RB662	60	1/3000	208/240	0.30	CCW	SP	Open	Sleeve	AO SMITH 9443, FASCO 50747-D230, GRAINGER 2C014	4
R7-RB661	60	1/3000	115	0.50	CCW	SP	Open	Sleeve	AO SMITH 9461, FASCO 50747-D500	4
R7-RB60	60	1/3200	115	0.80	CW	SP	Open	Sleeve	AO SMITH 9470, FASCO 50747-D401	1
R7-RB665	65	1/3200	115	0.80	CCW	SP	Open	Sleeve	AO SMITH 9462, FASCO 50748-D500, GRAINGER 4C443	5
R7-RB70	70	1/3000	115	0.50	CCW	SP	Open	Sleeve	AO Smith 989	6
R7-RB75	75	1/3000	115	0.55	CW	SP	Open	Sleeve	Electrohome 2899-010-001, EB75	7
R7-RB885	85	2/2800	115	0.65	CW	SP	Open	Sleeve	AO SMITH 414	8
R7-RB90	90	1/3000	115	1.00	CW	SP	Open	Sleeve	AO SMITH 13	9
R7-RB991	90	1/3000	115	1.00	CW	SP	Open	Sleeve	AO SMITH 383	10
R7-RB4	100	1/3220	115	0.34	CW	PSC	T.E.	Ball	Franklin 76012, 80042, Electrohome EB4	11
R7-RB3	100	1/3220	115	0.34	CW	PSC	Open	Ball	Fasco B24220	12

Flange Mounting Dimensions Available on Page 45 & 46




Part #	CFM	Spd/RPM	Volts	Amps	Rot.	Type	Const.	Bearing	Cross	Fig
R7-RB2	100	1/1550	115	0.47	CW	SP	T.E.	Sleeve	Franklin 76002, 80978, Electrohome EB2	1
R7-RB33	100	1/3200	115	0.88	CW	SP	Open	Sleeve	Newmac 204001 EB3 w/ Variable Spd Switch	2
R7-RB54	100	1/3450	115	0.43	CW	PSC	T.E.	Ball	Easy Radiant	3
R7-RB120	120	1/3100	115	0.80	CW	SP	Open	Sleeve	AO Smith 9445	4
R7-RB135	135	1/2600	115	1.30	CCW	SP	Open	Sleeve	AO Smith 9468, Fasco B24220	5
R7-RB141	140	1/3000	115	1.00	CCW	SP	Open	Sleeve	AO Smith 9492, Fasco 50752-D500, GRAINGER 4C442	6
R7-RB142	140	1/3000	208/240	0.50	CCW	SP	Open	Sleeve	AO Smith 9493, Fasco 50752-D230, Grainger 2C915	6
R7-RB140	140	1/2900	115	1.20	CW	SP	Open	Sleeve	Franklin 76001, 80195	7
R7-RB446	146	1/3120	115	0.75	CCW	PSC	Open	Ball	Grainger 4C446, 1TDP7, Fasco 7021-3469, A166	8
R7-RB155	148	1/2480	115	0.75	CCW	PSC	T.E.	Ball	Grainger 1TDR6, 4C006, Fasco 7021-4933	9
R7-RB151	150	1/3000	115	1.10	CCW	SP	Open	Sleeve	AO Smith 9483	10
R7-RB160	160	1/1595	115	1.20	CCW	SP	Open	Sleeve	AO Smith 458	6
R7-RB180	180	3/1500	115	2.00	CCW	SP	Open	Sleeve	AO Smith 9471, Fasco B47120, Grainger 4C754	11
R7-RB1	200	1/2700	115	1.10	CW	SP	Open	Sleeve	Franklin 80748, 80981, Electrohome EB1	1
R7-RB312	222	1/2750	115	0.60	CCW	PSC	Open	Sleeve	NEW! Grainger 1TDU8, 4C826, Fasco A212, 70219025	12
R7-RB245	245	1/1550	115	1.50	CCW	SP	Open	Sleeve	AMU45, Airdex	13

Flange Mounting Dimensions Available on Page 45 & 46

Motors Are Sleeve Bearing Unless Indicated - Rotation Determined Opposite Shaft End (Double Shaft Determined By Lead End)

Direct Drive Blowers



Part #	CFM	Spd/RPM	Volts	Amps	Rot.	Type	Const.	Bearing	Cross	Fig
R7-RB265	265	1/1640	115	0.77	CCW	PSC	Open	Ball	Franklin 80224, U.E.459, Fasco B45227	1
R7-RB266	265	1/1650	230	1.90	CCW	SP	Open	Sleeve	AO Smith 9411, Fasco B45227-2, Grainger 4C869	2
R7-RB447	273	1/1640	115	0.77	CCW	PSC	Open	Ball	Grainger 4C447, 1TDR3	3
R7-RB320	320	1/1500	115	1.30	CW	SP	Open	Sleeve	AO Smith 9486, Fasco 50756-D500	4
R7-RB326	326	1/1600	115	1.10	CCW	PSC	Open	Ball	AO Smith 9467, Grainger 4C943	5
R7-RB350	350	2/1570	115	3.00	CCW	SP	Open	Sleeve	AO Smith 9466, Grainger 4C444	6
R7-RB462	460	1/1550	230	1.80	CW	SP	Open	Sleeve	AO Smith 9412, Grainger 5C507	7
R7-RB465	465	1/1550	115	1.30	CW	PSC	Open	Ball	Franklin 80546, U.E.460, Fasco B45267, Grainger 4C448	8
R7-RB495	495	1/1570	115	3.80	CCW	SP	Open	Sleeve	AO Smith 9465	9
R7-RB500	500	2/1550	115	3.50	CCW	SP	Open	Sleeve	AO Smith 9491, Fasco 50769-D500	10
R7-RB445	549	1/1430	115	2.20	CCW	PSC	Open	Ball	Grainger 1TDT2, 4C445, 4YJ32	11
R7-RB760	760	2/1450	115	3.20	CW	PSC	Open	Sleeve	AO Smith 9459, Grainger 5C508	12
R7-RB965	965	1/1080	115	3.50	CCW	PSC	Open	Ball	NEW! Grainger 1TDT5	13
R7-RB1000	1000	2/1100	115/230	4.00	CCW	PSC	Open	Sleeve	AO Smith 9477, Fasco A1000	13
R7-RB1600	1638	4/1085	115	6.90	CCW	PSC	Open	Ball	NEW! Grainger1XJX9	14

Flange Mounting Dimensions Available on Page 45 & 46




Fig. 1



Fig. 2




Fig. 3




Fig. 4




Fig. 5



Fig. 6



Fig. 7



Fig. 8

Air 2000

Part #	HP	Volts	Amps	Type	RPM	Rot.	Body	Frame	Bearing	Cap	Shaft	Cross	Fig
R3-R316	1/20	115	1.36	SP	1550	CCW	2.7"	3.3"	Ball	-	1.6" x 1/4"	80093	1

Nutech

Part #	HP	Volts	Amps	Type	RPM	Rot.	Body	Frame	Bearing	Cap	Shaft	Cross	Fig
O1-R465	1/15	115	1.98	SP	3/1550	CW	4.0"	3.3"	Sleeve	-	2.3"x5/16"x2.3"	Electrohome 2868-513-133, 152, Nutech Lifebreath 23202	2
M4-R2655	1/12	115	1.10	PSC	1/1550	CCW	3.0"	5.0"	Sleeve	5/370	2.8"x3/8"x2.9"	AO812B2355, Fasco 7184-0254	3
M4-R2324	1/12	115	1.40	PSC	1/1550	CCW	3.6"	5.0"	Ball	3/370	2.8"x3/8"x2.6"	Nubreath 23-204, GE5KCP298G8560BS, Fasco 7185-0242	3


Vanee

Part #	HP	Volts	Amps	Type	RPM	Rot.	Body	Frame	Bearing	Cap	Shaft	Cross	Fig
R3-R348	1/15	110/115	1.12	PSC	2/1550	CCW	4.1"	3.3"	Sleeve	4/370	3.35"x3/8"	Heat Recovery Motor M1703, Fasco 7190-0369	4

Venmar

Part #	HP	Volts	Amps	Type	RPM	Rot.	Body	Frame	Bearing	Cap	Shaft	Cross	Fig
R2-R462	1/17	115	0.90	PSC	3/1660	CW	4.00"	3.3"	Sleeve	7.5/370	3.5"x3/8"x3.5"	02101, Fasco 7190-2271, Kit 12027, 12029, 12109	5
R2-R438	1/14	115	1.05	PSC	2/1600	CW	4.25"	3.3"	Sleeve	4/370	1.55"x5/16"	01038, Fasco 7190-2008	6
R3-R366	1/7	115	1.7	PSC	3/1630	CW	4.78	3.3"	Sleeve	7.5/370	2.97"x3/8"x3"	02100, Fasco 7190-1523, Kit 1206, 12151	7
R2-R422	1/6	115	2.9	PSC	3/1690	CW	4.93"	3.3"	Sleeve	7.5/370	2.1" x 3/8"	02209, Fasco 7190-1522	8

OEM Replacement Motors



Amana

Part #	HP	Volts	Amps	Type	RPM	Rot.	Body	Frame	Bearing	Cap	Shaft	Cross	Fig
FB-RFB160	1/30	115	1.6	SP	1/3000	CCW	6.0"	Skel	Ball	-	-	Mid eff. Res., D69964-5, 7021-8252, R0156859, 20044401, 7002-2407	1
FB-RFB158	1/25	115	0.7	PSC	1/3450	CCW	6.4"	3.3"	Sleeve	4/250	-	Hi eff. Res., 9552099437, D98686-5, R0156744, 20000101, Fasco 7002-2407, 7021-8258, 7062-3151	2
FB-RFB280	1/25	115	1.5	SP	1/3000	CCW	6.2	3.3"	Sleeve	-	-	7021-7794, D986868	3
FB-RFB129⁻¹	1/20	115	1.95	SP	1/3250	CCW	6.75"	3.3"	Sleeve	-	-	CUIC Mid eff., Res., 11009001, 11009002, Fasco 7021-9064, A129	4

Armstrong

Part #	HP	Volts	Amps	Type	RPM	Rot.	Body	Frame	Bearing	Cap	Shaft	Cross	Fig
FB-RFB250	1/30	208/230	0.70	SP	1/3000	CW	5.50"	3.3"	Ball	-	-	Rooftop, 42250-001, 7021-10126	5
FB-RFB414	1/30	115	1.20	SP	1/3000	CW	5.75"	3.3"	Sleeve	-	-	JA1N111, 4155-001	6
FB-RFB425	1/25	115	1.4	SP	1/3000	CW	5.8"	3.3"	Sleeve	-	-	Air Ease Mid eff. Ultra 80, Res. 40425-002	7
FB-RFB676	1/20	115	0.57	PSC	2/3300	CW	5.82"	3.3"	Ball	5/370	-	100676-01, 7062-5720, 7062-6350	8
FB-RFB547⁻²	1/20	115	1.80	SP	1/3400	CW	5.8"	3.3"	Ball	-	-	Air Ease High eff. Ultra 90, 290, Res., 40404-003G-004, 40404-004, 2862-513-040, 367170004, 20190601, 7021-9625	9
FB-RFB203	1/20	208/230	0.9	SP	1/3000	CCW	8.5"	3.3"	Ball	-	-	Magic Chef, Air Ease, Olsen Rooftop, Comm., 203884300, 203884B002	10

*Notes:

1 - Comes with gasket

2 - Comes with 2 gaskets - 1 Lennox, 1- Armstrong

Motors Are Sleeve Bearing Unless Indicated - Rotation Determined Opposite Shaft End (Double Shaft Determined By Lead End)



Fig. 1




Fig. 2



Fig. 3




Fig. 4



Fig. 5

Bradford White

Part #	HP	Volts	Amps	Type	RPM	Rot.	Body	Frame	Bearing	Cap	Shaft	Cross	Fig
FB-RFB149	1/25	115	1.80	SP	1/3300	CCW	6.87"	3.3"	Sleeve	-	-	Fasco A149, 7021-7761, AO Smith 9458	1

Carrier (cont. next page...)

Part #	HP	Volts	Amps	Type	RPM	Rot.	Body	Frame	Bearing	Cap	Shaft	Cross	Fig
FB-RFB212⁻¹	1/25	115	1.52	SP	1/3000	CCW	4.25"	Skel	Ball	-	-	Bryant, Payne Mid Eff., Res. HC21ZE117-13, 318984-753, 818984753, 58SSE08Q-BC Series 130 Blw. Whl. - 66-A8664	2
FM-RFM580	1/20	115	1.8	SP	1/3000	CCW	3.5"	3.3"	Sleeve	-	1.9"x5/16"	Hi Eff. Res. Carrier HC680001, HC27VE12, V579, V580, UE580, JA1P053N, Bryant P251-2307	3
FM-RFM4⁻²	1/20	115/230	2.2/1.1	SP	1/3000	CW	5.3"	3.3"	Ball	-	2.3"x1/4"	Comm. Magnetek 571, Carrier HC24AU700, UE571 Blw. Whl. - 66-A8655	4
FM-RFM5⁻²	1/20	115/230	2.1/1.1	SP	1/3000	CCW	6.5"	3.3"	Ball	-	2.3"x1/4"	Comm. Magnetek 570, UE570, Fedders S1900047003 Blw. Whl. - 66-A8655	4
UE-433⁻²	1/20	115/230	.71/.38	PSC	1/1550	Rev.	6.4"	3.3"	Ball	7.5/370	4.2"x1/4"	Comm. Magnetek 433, FM-RFM433	4
FM-RFM680⁻²	1/16	115/ 208/230	1.0	PSC	1/3450	Rev.	7.0"	3.3"	Ball	7.5/370	1.2"x1/4"	Comm. Rooftop, HC680001B, York 024-24115-001, 701 Blw. Whl. - 66-A8660(4x1") 66-A8665(4x2")	5

*Notes:

1 - Comes with two (2) wiring harnesses

2 - Comes with 5/16" shaft adapter & Built-in centrifugal switch




Fig. 1



Fig. 2



Fig. 3




Fig. 4




Fig. 5




Fig. 6




Fig. 7

Carrier (cont. from previous page...)

Part #	HP	Volts	Amps	Type	RPM	Rot.	Body	Frame	Bearing	Cap	Shaft	Cross	Fig
FM-RFM653 ¹	1/20	230/460	1.0/.51	SP	1/3000	CCW	5.9"	3.3"	Ball	-	2.3"x1/4"	Comm. Magnetek 653 Blw. Whl. - 66-A8655	1
FM-RFM232 ²	1/10	208/230	0.55	PSC	1/3450	CW	5.0"	3.3"	Ball	Inc	2.8"x5/16"	HC30GB232, JF1H092N, 48TJE 90/120/150 Comm. Roof Top Blw. Whl. - 66-A8660(4x1") 66-A8665(4x2")	2
FM-RFM462 ²	1/10	460	0.30	PSC	1/3450	CW	4.7"	3.3"	Ball	Inc	3.3"x5/16"	HC30GB460, 48TJE 90/120/150 Comm. Roof Top Blw. Whl. - 66-A8660(4x1") 66-A8665(4x2")	2

Consolidated Industries

Part #	CFM	Volts	Amps	Type	RPM	Rot.	Body	Frame	Bearing	Cap	Shaft	Cross	Fig
FB-RFB580	90	115	1.35	SP	1/3200	CCW	5.5"	3.3"	Sleeve	-	-	JAIN107, 490950, 4246100	3
FB-RFB431	90	115	1.73	SP	1/3200	CCW	5.75"	3.3"	Sleeve	-	-	JAIN118, 430590, 4311201	3
FB-RFB570	95	115	0.90	SP	1/3300	CCW	6.20"	3.3"	Sleeve	-	-	UE JA1P082, 401570	4
FB-RFB450	105	115	1.41	SP	1/3300	CCW	6.33"	3.3"	Sleeve	-	-	UE JA1P090, 401450	4

Clare (cont. next page...)

Part #	HP	Volts	Amps	Type	RPM	Rot.	Body	Frame	Bearing	Cap	Shaft	Cross	Fig
FB-RFB140	1/50	115	1.49	SP	1/3400	CCW	5.6"	3.3"	Sleeve	-	-	Consolidated CHU 54-3, 73-3 High Eff. Res: 4246100, 420950 Fasco 7021-9087, JAIN107NS	5
FB-RFB52	1/20	115	0.85	PSC	1/3000	CCW	7.8"	3.3"	Sleeve	INC	-	High Eff Universal Fit, Res: Clare V52 M053, HEG & HEHB 80A Series	6
FM-RFM11	1/20	115	1.80	SP	1/3200	CCW	3.6"	3.3"	Sleeve	-	1.5"x5/16"	Residential: Clare V15, Internal Fan, M045, 2862511004	7

*Notes:

1 - Comes with 5/16" shaft adapter & Built-in centrifugal switch

2 - The rear magnetic centrifugal switch found on most replacements has been built into these Rotom models

Motors Are Sleeve Bearing Unless Indicated - Rotation Determined Opposite Shaft End (Double Shaft Determined By Lead End)



Fig. 1



Fig. 2




Fig. 3




Fig. 4



Fig. 5



Fig. 6



Fig. 7




Fig. 8



Fig. 9

Clare (cont. from previous page...)

Part #	HP	Volts	Amps	Type	RPM	Rot.	Body	Frame	Bearing	Cap	Shaft	Cross	Fig
FB-RFB130	1/18	115	0.70	PSC	1/3450	CCW	5.0"	3.3"	Ball	4/370	-	Consolidated CHU 90-3, 108-5, 126-5 High Eff. Res: 4246101, Fasco 7062-9064	1
FM-RFM12	1/15	115	2.0	SP	1/3100	CCW	4.4"	3.3"	Sleeve	-	1.3"x5/16"	High Eff. Res: Clare V17, M046	2
FB-RFB17	1/15	120	2.0	SP	1/3000	CCW	6.9"	3.3"	Sleeve	-	-	Mid Eff. MEG Series, Res: Clare V17, Fasco 7130-0029	3

Coleman


Part #	HP	Volts	Amps	Type	RPM	Rot.	Body	Frame	Bearing	Cap	Shaft	Cross	Fig
FB-RFB156	1/50	115	1.1	SP	1/3000	CCW	5.6"	3.3"	Sleeve	-	-	Roof Top Com: Evcon 2702-321, 7021-9404	4
FB-RFB391	1/25	115	1.30	SP	1/3200	CCW	6.0"	3.3"	Sleeve	-	-	Dornback High Eff. G90 Res: 2940391P, UE94456, Fasco 7021-6759, 7021-5478	5

Dundas Foundry

Part #	HP	Volts	Amps	Type	RPM	Rot.	Body	Frame	Bearing	Cap	Shaft	Cross	Fig
FB-RFB500	1/32	115	1.1	SP	1/2860	CCW	5.5"	3.3"	Sleeve	-	-	Greenhouse Blower, Com: Fasco 50752-D500, Dundas Foundry Cooler Blower Fan, UE9492	6

Ducane

Part #	HP	Volts	Amps	Type	RPM	Rot.	Body	Frame	Bearing	Cap	Shaft	Cross	Fig
FB-RFB936	1/60	115	1.0	SP	1/2800	CCW	6.0"	3.3"	Sleeve	-	-	Ducane, Lennox Air-Flo High Eff. (NEW) MPG50B3, 75B3, B4, 100B4, 100B5, 125B5 Res: 20093601, 20282002	7
FB-RFB282	1/16	115	1.1	SP	1/3000	CCW	6.0"	3.3"	Sleeve	-	-	Ducane, Lennox Air-Flo High Eff. (New) CMPB50U2 - 50U3, 75U2 - 75U3 Res: 20282001, 20282002, R20434401, 92L14-01, 92L14, 7021-0948	8
FB-RFB540	1/10	115	0.7	PSC	1/3450	CCW	6.5"	3.3"	Ball	4/370	-	Ducane, Lennox Air-Flo High Efficiency (Old) CMPA50U2A, 75U2A, 100U2A, 125U2A Res: 20054001, 20000101	9



Goodman

Part #	HP	Volts	Amps	Type	RPM	Rot.	Body	Frame	Bearing	Cap	Shaft	Cross	Fig
FB-RFB162⁻¹	1/50	208/230	0.5	SP	1/3000	CW	8.5"	3.3"	Sleeve	-	-	Roof Top Com: Goodman B29590-00, Fasco 7021-8656	1
FB-RFB140	1/50	115	1.49	SP	1/3400	CCW	5.6"	3.3"	Sleeve	-	-	Goodman-Janitrol GNPS, High Eff. Res: B28330-01, JAIN107NS	2
FB-RFB590	1/50	115	1.22	SP	3000	CW	5.44"	Skel	Ball	-	-	B40590-00, 70023036	3
FB-RFB595	1/50	115	1.22	SP	3000	CW	5.44"	Skel	Ball	-	-	B18590-05	4
FB-RFB859	1/48	115	1.6	SP	1/3000	CW	5.52"	Skel	Ball	-	-	66005, 7002-2307, 7002-2771, 7002-3219, 7058-0229, B1859005, A157, B40590-35, J238-112-11128, J238-1128	5
FB-RFB185⁻²	1/35	115	1.46	SP	1/3000	CW	5.8"	Skel	Sleeve	-	-	Goodman-Janitrol GNP Mid Eff. Res: B1859005	6
FB-RFB405⁻³	1/33	115	1.5	SP	1/3000	CW	5.9"	Skel	Ball	-	-	66590, 7002-3036, A182, B4059000, J238-112-11195, J238-11195	7
FB-RFB276	1/30	115	1.4	SP	3000	CW	5.44"	Skel	Ball	-	-	0131M00002P	8
FB-RFB501	1/16	115	2.8	SP	3000	CW	5.00"	Skel	Ball	-	-	22307501	9
FB-RFB483	1/8	115	1.8	SP	3200	CW	5.33"	Skel	Ball	-	-	B4833000, B4833000S, A188, 7021-10958, 5KSB46GF0001	10

Grimsby

Part #	HP	Volts	Amps	Type	RPM	Rot.	Body	Frame	Bearing	Cap	Shaft	Cross	Fig
FB-RFB111⁻²	1/25	115	1.2	SP	1/3000	CCW	6.0"	3.3"	Sleeve	-	-	SC-OLV-1-2 Mid Efficiency Res: SBC375, CPL1132	11

*Notes:
 1 - Built-in end switch
 2 - Comes with gasket
 3 - Comes with gasket attached



Fig. 1




Fig. 2




Fig. 3




Fig. 4



Fig. 5



Fig. 6

General Replacement

Part #	HP	Volts	Amps	Type	RPM	Rot.	Body	Frame	Bearing	Cap	Shaft	Cross	Fig
FM-RFM2 ⁻¹	1/35	115/230	1.3/.65	SP	1/3000	CCW	4.9"	3.3"	Ball	-	3.9"×5/16"	Franklin 80137, Fasco D406, D408	1
FM-RFM10 ⁻¹	1/35	115/230	1.2/0.6	SP	1/3000	CW	5.6"	3.3"	Ball	-	3.9"×5/16"	EJ Walsh 8211910172, Fedders	1
FM-RFM410	1/10	115/230	1.5/0.7	PSC	1/3000	Rev.	7.1"	3.3"	Ball	7.5/370	3.7"×1/4"	Fasco D410, D409, D412, Reznor	2
UE-374	1/8	115	1.8	PSC	1/3000	Rev.	6.5"	3.3"	Ball	4/370	3.75"×1/4"	Magnetek 371	3
UE-371	1/8	208/230	0.89	PSC	1/3000	Rev.	6.5"	3.3"	Ball	4/370	3.75"×1/4"	Magnetek 374	3

G.S.W.

Part #	HP	Volts	Amps	Type	RPM	Rot.	Body	Frame	Bearing	Cap	Shaft	Cross	Fig
FB-RFB127 ⁻²	1/25	115	1.3	SP	1/3200	CCW	7.00"	3.3"	Sleeve	-	-	John Woods Water Heater GSW 63217, Fasco 7021-8347	4
FB-RFB172	1/2	115	1.3	SP	1/3050	CCW	7.00"	3.3"	Sleeve	-	-	John Woods Water Heater GSW 63217, Fasco 7021-9756	5


Heil Quaker

Part #	HP	Volts	Amps	Type	RPM	Rot.	Body	Frame	Bearing	Cap	Shaft	Cross	Fig
FB-RFB672	1/100	115	0.60	SP	1/3150	CCW	5.71"	3.3"	Sleeve	-	-	A064, 610672, X89-455	6

*Notes:

1 - Feature an internal fan, stainless steel shaft and built-in centrifugal switch

2 - Includes Coupling & hose clamps



ICP (cont. next page...)

Part #	HP	Volts	Amps	Type	RPM	Rot.	Body	Frame	Bearing	Cap	Shaft	Cross	Fig
FM-RFM504⁻¹	1/200	208/230	0.25	SP	1/3000	CCW	4.9"	Skel.	Sleeve	-	0.8"x1/4"	Keeprite Roof Top RGA Series, Com: 50415K, 504015K, Blw.Whl. 93-31042(2") 93-41042(4")	1
FB-RFB141	1/65	115	1.00	SP	1/2800	CCW	6.0"	3.3"	Ball	-	-	Residential: 1094073-74, 1010239	2
FB-RFB268	1/65	208/230	0.18	PSC	1/3000	CW	5.5"	3.3"	Ball	0.5/450	-	Commercial: 1054268, 119433-01	3
FB-RFB571	1/50	230	0.30	PSC	1/3000	CCW	6.35"	3.3"	Ball	Inc	-	7021-10048, 7021-10580, A169, 1085571, 1110008	4
FB-RFB105	1/50	230	0.4	SP	1/3200	CCW	5.72"	3.3"	Sleeve	-	-	Keeprite Roof Top RGA, RGAA, Com: Keeprite 1050144, JA1M109NS, Heil Quaker, Intercity, HQ1050144, Whirlpool, A151, A.O. 776	5
FB-RFB68⁻²	1/50	115	0.9	SP	1/3000	CCW	5.25"	3.3"	Sleeve	-	-	Keeprite CUGE, CPGE, CULE, MGH Mid Eff. Res: 1006168	6
FB-RFB433	1/35	115	1.5	SP	1/3000	CW	6.00"	Skel	Ball	-	-	1014433, 1014529	7
FB-RFB107⁻³	1/33	230	0.3	PSC	2/3350 /2900	CW	8.70"	3.3"	Sleeve	3/370	-	Keeprite PGB, PGA, PGD, GPD, RGMA Com: Keeprite 1097245, 15-20-30 Ton	8
FB-RFB833⁻⁴	1/30	115	1.6	SP	1/3000	CCW	6.50"	Skel	Ball	-	-	1013833	9
M3-R2609	1/30	115	1.21	SP	1/1550	CW	3.0"	4.1"	Sleeve	-	2.4"x1/2"	Intercity Condo & Apartment Exhaust Fan Motor UE009	10
M3-R2612	1/30	115	1.21	SP	1/1550	CCW	3.0"	4.1"	Sleeve	-	2.4"x1/2"	Intercity Condo & Apartment Exhaust Fan Motor UE010	10
FB-RFB383	1/26	115	1.6	SP	1/3000	CCW	6.50"	Skel	Ball	-	-	66833, 7021-7700, 7021-8735, 7021- 8736, 7021-9335, 7021-9918, 7021- 9744, 1708607, 1010238P, 1010324, 1013833, J238-13933	11

1 - Comes with 5/16" shaft adapter. Built-in centrifugal switch.
 2 - Comes with two (2) gaskets, high temp. silicone, hardware & instructions
 3 - Comes with gaskets
 4 - Comes with 1 gasket




Fig. 1



Fig. 2



Fig. 3




Fig. 4

Coupling
Included




Fig. 5



Fig. 6



Fig. 7




Fig. 8



Fig. 9



Fig. 10

ICP (cont. from previous page...)

Part #	HP	Volts	Amps	Type	RPM	Rot.	Body	Frame	Bearing	Cap	Shaft	Cross	Fig
FB-RFB242	1/25	115	1.3	SP	1/3200	CCW	7.0"	3.3"	Sleeve	-	-	Keeprite, 702111099, B24220, CRC	1
FB-RFB350	1/25	115	0.8	PSC	1/3450	CW	7.10"	3.3"	Ball	5/370	-	Keeprite CGJ, CGK High Eff. 50, 75, 100, 125 Res: 1011350 Hardware Connection Kit - FB-RFB350-1	2
FB-RFB134	1/25	115	1.5	SP	1/3000	CCW	7.0"	3.3"	Ball	-	-	Keeprite, Heil, Comfortmaker NTC Mid Eff. Res: 1010324, 1708607, 1010975, Airco, Tempstar	3
FB-RFB145 ¹	1/25	115	0.7	PSC	1/3450	CW	5.3"	3.3"	Ball	4/250	-	Keeprite, Heil, Comfortmaker NTGM High Effi. Res: 1009924, 1009518, 1010527, 1011404, 1011412, 1164280, Airco, Tempstar	4
FB-RFB114	1/24	115	0.7	PSC	1/3450	CW	7.75"	3.3"	Sleeve	4/250	-	Res: 7062-5165, 7062-3794, 7062-5922 Intercity 1149097, 1008416P A307	5
FB-RFB330	1/25	115	2.4	SP	3000	CCW	5.54"	Skel	Ball	-	-	330701-701, 329148-701, 1013915	6
FB-RFB170	1/25	115	2.3	SP	1/3400	CW	6.00"	3.3"	Ball	-	-	Res: 7021-10048, 7021-10580	7
FM-RFM232 ²	1/10	208/230	0.55	PSC	1/3450	CW	5.0"	3.3"	Ball	4/370	2.8"x5/16"	HC30GB232, JF1H092N, 48TJE 90/120/150 Com. Roof Top, ICP 1171348, JF1H092N Blw. Whl. - 66-A8660(4x1") 66-A8665(4x2")	8
FM-RFM462 ²	1/16	460	0.3	PSC	1/3450	CW	4.7"	3.3"	Ball	4/370	3.3"x5/16"	HC30GB460, 48TJE 90/120/150 Com. Roof Top ICP 1171347 Blw. Whl. - 66-A8660(4x1") 66-A8665(4x2")	8
FM-RFM9 ³	1/12	208/230	1.1	SP	1/3000	CCW	6.4"	3.3"	Ball	-	-	Keeprite Roof Top, Blw. Whl. - 66-A8610	9
FB-RFB9	1/12	208/230	1.1	SP	1/3000	CCW	10.0"	3.3"	Ball	-	-	Keeprite, Heil, Comfortmaker RGB Series Roof Top Com: 501493	10

*Notes:

1 - Vent Restrictor Orifice Plates: 92-1008696 ICP 50 & 75, 92-1008699 ICP 100, 92-1160415 ICP 125, Comes with coupling, pins, O-rings and gaskets

2 - The rear magnetic centrifugal switch found on most replacements has been built into these Rotom models

3 - Built-in centrifugal switch



Fig. 1



Fig. 2



Fig. 3



Fig. 4




Fig. 5




Fig. 6




Fig. 7




Fig. 8



Fig. 9




Fig. 10

Lennox (cont. next page...)

Part #	HP	Volts	Amps	Type	RPM	Rot.	Body	Frame	Bearing	Cap	Shaft	Cross	Fig
FB-RFB390	1/65	115	0.7	SP	1/3000	CW	5.75"	3.3"	Sleeve	-	-	Res: 88J3901, 7021-9262, A219	1
FB-RFB135	1/60	115	0.7	SP	1/3000	CW	5.5"	3.3"	Sleeve	-	-	Air-Flo Unit Heater Com.: Lennox 19J04, Fasco 7121-8812, 7021-8657	2
FB-RFB401	1/60	115	1.3	SP	1/2800	CW	5.96"	Skel	Ball	-	-	66401, 7021-1108, 7021-9242, 7021-9311, 7021-9455, 7021- 9640, 7021-9657, J238-8171, 85L4901, 88K8401, 67M5401, 10K5101, 10K5301, 10K5301P, 27K5201, 27K5201P	3
FB-RFB43	1/60	115	0.8	SP	1/3000	CW	5.8"	3.3"	Sleeve	-	-	G24 Mid Eff. 43K4101, 101202-02	2
FB-RFB98 ⁻¹	1/60	115	0.8	SP	1/3000	CW	5.8"	3.3"	Sleeve	-	-	G24 Mid Eff. 11K98 Kit	2
FB-RFB99 ⁻¹	1/60	115	0.8	SP	1/3000	CW	5.8"	3.3"	Sleeve	-	-	G24 Mid Eff. 11K99 Kit	2
FB-RFB164 ⁻²	1/50	115	0.8	SP	1/3000	CW	5.8"	3.3"	Sleeve	-	-	Res: 46K4101, Fasco 7021-9593	2
FB-RFB840	1/50	115	1.3	SP	1/3000	CW	5.83"	Skel	Ball	-	-	88K8401, 85L4901	4
FB-RFB495	1/30	115	1.4	SP	1/3000	CW	5.14"	Skel	Ball	-	-	24W95, 31L5501	4
FM-RFM1198	1/30	115	1.5	SP	1/3200	CW	3.40"	3.3"	Sleeve	-	2 1/4"x5/16"	Roof Top Com: Lennox 25J1201, Fasco 7121-8774	6
FB-RFB790	1/30	115	1.8	SP	1/3000	CCW	6.00"	Skel	Ball	-	-	Res: 60M7901, 7058-0217, A207	7
FB-RFB810	1/30	115	1.8	SP	1/3000	CW	6.00"	Skel	Ball	-	-	Com: 60M8101, 7058-0322, A208	8
FM-RFM890	1/25	208/230	0.7	SP	1/3200	CCW	3.29"	3.3"	Ball	-	2.3"x5/16"	GCS3 Roof Top Com: Lennox 98G8901 Fasco 7121-7091 BLW. WHL - 66-A8677	9
FB-RFB385	1/20	115	0.8	PSC	2/3200 /2800	CW		3.3"	Ball	7.5/370	-	Res: 38M5001, 7062-5441, A209	10

*Notes:

1 - Comes with gaskets, pressure switch & mounting hardware

2 - Features air tube fitting



Fig. 1




Fig. 2




Fig. 3



Fig. 4



Fig. 5




Fig. 6




Fig. 7



Fig. 8

Lennox (cont. from previous page...)

Part #	HP	Volts	Amps	Type	RPM	Rot.	Body	Frame	Bearing	Cap	Shaft	Cross	Fig
FB-RFB547 ⁻¹	1/20	115	1.8	SP	1/3400	CW	5.8"	3.3"	Ball	-	-	G26 High Eff. Series Res: 68K21, Fasco 7021-9450	1
FB-RFB550	1/16	230	0.83	SP	1/3000	CW	5.50"	3.3"	Ball	-	-	Com: 25M5501, 7021-11231, A217	2
FB-RFB811	1/15	115	2.35	SP	1/3400	CCW	6.0"	3.3"	Ball	-	-	Res: 81M1601, 7021-11634, A211	3
FB-RFB101 ⁻²	1/12	208/230	0.5	PSC	1/3200	CW	8.80"	3.3"	Ball	3/370	-	GCS Roof Top Com: Lennox 23G8101, 135327, 074, 28G6601, Fasco 7062-1794, 7062-3577	4
FB-RFB701	1/10	208/230	0.6	PSC	1/3200	CCW	6.80"	3.3"	Ball	4/370	-	Roof Top Com: Lennox 98G8701	5
FB-RFB320	1/10	460	.38/.33	PSC	1/3200	CCW	6.75"	3.3"	Sleeve	4/370	-	Com: 69M3201, 7062-5554, 7062-4051, 7062-4518, 97J8101	6

Modine

Part #	HP	Volts	Amps	Type	RPM	Rot.	Body	Frame	Bearing	Cap	Shaft	Cross	Fig
FB-RFB599	1/15	115	2.4	SP	1/3000	CW	8.75"	3.3"	Sleeve	-	-	5H073598-001, 7021-9045, 7021-12659	7
FB-RFB598	1/15	200/230	.95/1.1	SP	1/3000	CW	8.50"	3.3"	Sleeve	-	-	5H73598-2	7

Newmac


Part #	HP	Volts	Amps	Type	RPM	Rot.	Body	Frame	Bearing	Cap	Shaft	Comments	Fig
R7-RB33 ⁻³	1/55	115	0.88	SP	1/3200	CW	6.6"	3.3"	Sleeve	-	-	Oil & Wood Furnace 2040001	8

*Notes:

1 - Comes with gasket set

2 - Comes with gasket. Built-in centrifugal switch

3 - Features a built-in variable speed control



Nordyne, Frigidaire, Miller

Part #	HP	Volts	Amps	Type	RPM	Rot.	Body	Frame	Bearing	Cap	Shaft	Cross	Fig
FB-RFB303	1/50	115	0.77	SP	1/3000	CW	7.6"	3.3"	Ball	-	-	512A, 303875	1
FB-RFB903⁻¹	1/45	115	1.10	SP	1/3000	CCW	5.8"	3.3"	Sleeve	-	-	G5RA, G6RA, G3 Mid Eff. Res.: 903111, UE9454	2
FB-RFB902	1/20	115	0.70	PSC	1/3450	CCW	5.2"	3.3"	Sleeve	4/370	-	G5RC, G6RC, G1, G4 High Eff Res.: 902977	3

Olsen

Part #	HP	Volts	Amps	Type	RPM	Rot.	Body	Frame	Bearing	Cap	Shaft	Cross	Fig
FB-RFB140	1/50	115	1.49	SP	1/3400	CCW	5.6"	3.3"	Sleeve	-	-	Consolidated NUP 54-3, 72-3 High Eff. Res: 4246100, JAIN107NS	4
FB-RFB112⁻³	1/45	115	1.30	SP	1/3000	CCW	6.0"	3.3"	Sleeve	-	-	Airco HMS/HMS-2T Mid Eff. Res: 26986, 26987, 28436	5
FB-RFB467	1/30	115	1.70	SP	3000	CCW	5.94"	Skel	Ball	-	-	29467	6
FB-RFB111	1/25	120	1.2	SP	1/3000	CCW	6.0"	3.3"	Sleeve	-	-	Residential: SBC375, CPL1132, 26607, 26573	7
FB-RFB130	1/25	115	0.70	PSC	1/3450	CCW	5.0"	3.3"	Ball	4/370	-	Consolidated NUP N12, 16, 20, 90-3, 108-5, 126-5 H.E. Res: 4246101	8
FB-RFB200⁻²	1/24	115	1.8	SP	1/3200	CCW	6.6"	3.3"	Ball	-	-	HCS-2 High Eff. 60, 75, 81, 90 Right Hand Discharge Residential: 20082, 11051403	9
FB-RFB181⁻²	1/22	115	1.2	SP	1/3320	CW	6.6"	3.3"	Ball	-	-	Airco High Eff HCS-2 60, 75, 81, 90 Left Hand Discharge Res: 18102	10
FB-RFB297⁻¹	1/20	115	0.75	PSC	1/3450	CCW	6.25"	3.3"	Sleeve	4/370	-	29836, 29793, 7062-5511, 7062-6349	11
FB-RFB203	1/20	208/230	0.9	SP	1/3000	CCW	8.5"	3.3"	Ball	-	-	Com. Rooftop 3255A	12

*Notes:

1 - Comes with gasket

2 - Comes with three (3) brackets, fastening hardware, drain tubing & instructions.

3 - Includes pressure switch, two (2) gaskets, mounting plate, silicone tubing & instructions

Motors Are Sleeve Bearing Unless Indicated - Rotation Determined Opposite Shaft End (Double Shaft Determined By Lead End)




Fig. 1




Fig. 2




Fig. 3




Fig. 4




Fig. 5




Fig. 6




Fig. 7

PennVent

Part #	HP	Volts	Amps	Type	RPM	Rot.	Body	Frame	Bearing	Cap	Shaft	Cross	Fig
M4-R3206	1/40	115	1.1	SP	1/1050	CCW	3.0"	5.0"	Ball	-	2.25"×3/8"	D340, Z-6 Model	1
M4-R3975	1/20	115	2.3	SP	1/1045	CCW	3.0"	5.0"	Sleeve	-	2.25"×3/8"	D1036, 7151-2139, S88-916, Z-8 Model	1
R3-R374	1/12	115	1.5/0.9	PSC	2/1550 /1300	CCW	2.90"	3.3"	Sleeve	10/370	3.38"×3/8"	JE2H7057-T, 63746-0	2
M4-R3747	1/7 1/11 1/25	115	2.5/2.1 /1.6	PSC	3/1500 /1300 /1050	CCW	4.25"	5.0"	Sleeve	5/370	2.5"×1/2"	DE2F7085-T, 63747-0	3
M4-R3748	1/6 1/12 1/20	115	2.1/1.9 /1.4	PSC	3/1550 /1300 /1050	CCW	4.25"	5.0"	Sleeve	10/370	2.5"×1/2"	DE2F7088-T, 63748-0	4
R3-R343	.027	115	1.4/0.6	SP	2/1550 /1050	CCW	2.25"	3.3"	Sleeve	-	5.75"×3/8"	JA2M414-T, 56343-0	5
R3-R346	.275	115	3.6/2.5	PSC	2/1550 /1050	CCW	4.65"	3.3"	Sleeve	12.5/370	5.3"×3/8"	JE2K007-T, 56346-0	6

Reznor

Part #	HP	Volts	Amps	Type	RPM	Rot.	Body	Frame	Bearing	Cap	Shaft	Cross	Fig
FM-RFM78 ⁻¹	1/10	115/230	1.3/0.7	PSC	1/3200	Rev.	4.1"	3.3"	Ball	2/370	3.3"×5/16"	Commercial: Reznor 43846 (115V), 43424 (208/230), FM-RFM7, FM-RFM8 BLW. WHL - 66-A8675	7

*Notes:

1 - Comes with three (3) brackets, fastening hardware, drain tubing & instructions.




Fig. 1



Fig. 2




Fig. 3




Fig. 4



Fig. 5




Fig. 6



Fig. 7




Fig. 8



Fig. 9



Fig. 10


Rheem-Ruud

Part #	HP	Volts	Amps	Type	RPM	Rot.	Body	Frame	Bearing	Cap	Shaft	Cross	Fig
FB-RFB139⁻¹	1/50	115	0.95	SP	1/2970	CCW	6.25"	3.3"	Sleeve	-	-	Hot Water Heater SP11608, Fasco 7062-7572	1
FB-RFB214⁻²	1/50	115	1.1	SP	1/3000	CW	5.25"	3.3"	Sleeve	-	-	RGDE Mid Eff. Res: Fasco 70-214196-83, A079	2
FB-RFB090⁻²	1/50	115	1.10	SP	1/3000	CCW	5.0"	3.3"	Sleeve	-	-	RGDE Mid Eff. Res: 70-21496-01, Fasco 7021-5239, Magnetek JA1M102, A090	3
FB-RFB189⁻³	1/40	115	1.0	SP	1/3000	CCW	5.5"	3.3"	Sleeve	-	-	Rheem-Ruud 09-189, UE JA1M161N	4
FB-RFB107⁻²	1/33	230	0.3	PSC	2/3350 /2900	CW	8.70"	3.3"	Sleeve	3/370	-	Roof Top, PGB, PGA, PGD, GPD, RGMA Com: Reem-Rudd 1070770, 101070, 107701 15-20-30 Ton	5
FB-RFB641	1/25	208/230	0.6	SP	1/3200	CCW	5.75"	3.3"	Ball	-	-	Com: 70-23641-81, 7021-9567, A241	6
FB-RFB142	1/25	115	0.7	PSC	1/3450	CCW	6.0"	3.3"	Sleeve	4/370	-	Weather King RGT High Eff. Res: 70-22162-81, 70-24149-01, 70-24206-01, Fasco 7062-1881	7
FB-RFB136	1/25	115	0.75	PSC	1/3450	CCW	6.25"	3.3"	Sleeve	4/370	-	Weather King RGT High Eff. Res: 70-24033-01, Fasco 7062-3861	8
FB-RFB206	1/20	115	0.85	PSC	2/3400 /2400	CCW	7.00"	3.3"	Sleeve	4/370	-	Residential: 70-24206-01, 7062-3925, A246	9
FB-RFB241⁻⁴	1/20	115	1.27	SP	1/3400	CCW	6.3"	Skel	Ball	-	-	Weather King RGP Mid Eff. Conquest 800 Res: Fasco 70-24157-03, 70-22838-02	10

*Notes:

- 1 - Includes coupling, adapter horn, plug, screws & tubing
- 2 - Comes with gasket
- 3 - Includes two (2) gaskets & 90° brass fitting
- 4 - Comes with gasket mounted

Motors Are Sleeve Bearing Unless Indicated - Rotation Determined Opposite Shaft End (Double Shaft Determined By Lead End)



Roberts Gordon - NEW!

Part #	CFM	Volts	Amps	Type	RPM	Rot.	Body	Frame	Bearing	Cap	Shaft	Cross	Fig
R7-RB3	100	115	0.34	PSC	1/3220	CW	5.65"	3.3"	Ball	INC	-	Gordon Ray BH Series, GRP 90709700	1

Trane (cont. next page...)

Part #	HP	Volts	Amps	Type	RPM	Rot.	Body	Frame	Bearing	Cap	Shaft	Cross	Fig
FB-RFB215	1/50	115	1.0	SP	1/3000	CCW	5.89"	3.3"	Sleeve	-	-	51-21504-01	2
FB-RFB143	1/50	115	0.95	SP	1/3000	CCW	5.6"	3.3"	Ball	-	-	TUD40, 60, 80, 100 Mid Eff., Res: BLW00473, Fasco 7012-8428	3
FB-RFB5 ⁻¹	1/50	115/230	.95/.49	SP	1/3000	CW	8.6"	3.3"	Ball	-	-	Com: 38050005	4
FB-RFB380	1/40	208/230	0.25	PSC	1/2800	CCW	9.0"	3.3"	Ball	2/370	-	Rooftop Flue Exhaust Blower Res: Trane X38040036037, 7062-1709	5
FB-RFB150	1/30	208/230	0.60	SP	1/3000	CW	5.5"	3.3"	Ball	-	-	A150, 7021-7833	6
FB-RFB73 ⁻²	1/30	115/230	.82/.48	SP	1/3000	CW	5.3"	3.3"	Ball	-	-	Rooftop Com: Trane 38040252, Amana-Tappan, Janitrol 4429-32, UE774	7
FB-RFB787	1/30	115	1.2	SP	3000	CCW	6.00"	Skel	Ball	-	-	D330787P01, 70022558	8
FB-RFB337	1/30	115	1.3	SP	1/3100	CCW	6.00"	Skel	Ball	-	-	D330787P01, 7021-10281, A361, 7021-10291, 7021-8013, 7021-9055, J238-1344, J238-138-1344, 787P01, BLW473, D330809P01, 21D340125, 21D330673,	9
UE-954	1/30	115	0.6	PSC	3/1100	CW	4.0"	5"	Sleeve	Inc.	8.5"x1/2"	MOT 1878, MOT 1875, X70500149-01-7, EM K48HXBH-954	10
UE-9608	1/20	115	0.6	PSC	3/1100	Rev.	3.25"	5"	Sleeve	Inc.	9.5"x1/2"	MOT 1875, X70500149-02, EM K48HXBH2955	11

*Notes:

1 - Comes with 1 round, 1 square mounting bracket, hardware and centrifugal switch

2 - Comes with 1 square and 1 round mounting flange




Fig. 1




Fig. 2



Fig. 3




Fig. 4




Fig. 5




Fig. 6

Trane (cont. from previous page...)

Part #	HP	Volts	Amps	Type	RPM	Rot.	Body	Frame	Bearing	Cap	Shaft	Cross	Fig
UE-641	1/30	115	0.5	PSC	3/1075	CW	3.5"	5"	Sleeve	Inc.	8.5"x1/2"x9"	MOT 1876, CX70500133-01, UE DE3E152	1
FB-RFB130	1/25	115	0.7	PSC	1/3450	CCW	5.0"	3.3"	Ball	4/370	-	TUCG 60, 80, 100 High Eff. Res: BW000517, UE9457	2
UE-953	1/15	115	0.8	PSC	3/1100	CW	3.25"	5"	Sleeve	Inc.	10.5"x1/2"x10.5"	MOT 1877, X70 500149-04-7, EM K48HXBJA-956	1
FB-RFB310	1/8	208/230	0.62	PSC	1/3500	CCW	7.50"	3.3"	Ball	Inc.	-	7062-3972, A273, X38040310-01	3
UE-945	1/8	115	1.2	PSC	3/1500	CW	4.0"	5"	Sleeve	Inc.	9"x1/2"x7.5"	MOT 1978, MOT 481, X70 500149-11-7, EM K48HXCKT-1419	1
UE-955	1/6	115	2.0	PSC	3/1500	CW	4.0"	5"	Sleeve	6/370	10.5"x1/2"x10.5"	MOT 1979, MOT 482, X70 500149-12-7, EM K48HXCKS-1418	4
UE-642	1/4	277	1.1	PSC	3/1475	CW	4.0"	5"	Sleeve	4/370	8"x1/2"x8"	MOT 689, X70500354, UE DE2G101	4

Weil Mclain

Part #	HP	Volts	Amps	Type	RPM	Rot.	Body	Frame	Bearing	Cap	Shaft	Cross	Fig
FB-RFB356 ¹	1/12	115	2.8	SP	1/3250	CCW	7.5"	3.3"	Sleeve	-	-	CG Series, 510-312-273, 381-356-499, 7021-10410	5

Williamson Furnace

Part #	HP	Volts	Amps	Type	RPM	Rot.	Body	Frame	Bearing	Cap	Shaft	Cross	Fig
FB-RFB568	1/15	115	1.1	SP	1/3000	CCW	5.71"	3.3"	Sleeve	-	-	A080, 7021-5510, 02-568, S88-841	6
FB-RFB118	1/15	115	1.8	SP	1/3000	CCW	5.93"	3.3"	Sleeve	-	-	A118, 7021-6999, 7021-7042, X89-520	6

*Notes:
1 - Comes with gasket



York (cont. next page...)

Part #	HP	Volts	Amps	Type	RPM	Rot.	Body	Frame	Bearing	Cap	Shaft	Cross	Fig
FB-RFB251⁻¹	1/50	115	1.10	SP	1/3000	CW	5.25"	3.3"	Ball	-	-	P9UGD, PHUGD Standard Eff. Res: 026-2510-000, 026-6525-120 C000, Luxaire	1
FB-RFB5⁻⁴	1/50	115/230	.95/.49	SP	1/3000	CW	8.6"	3.3"	Ball	-	-	Com: York 026-0224-000, 001, 007, 026-22239, 026-20224, UE770, 408, 512, Fasco A063	2
FB-RFB63	1/40	208/230	0.45	SP	1/3000	CW	6.3"	3.3"	Ball	-	-	Roof Top, D8SA, D9SA Com: 026-22239-700, UE771, Fasco A063, U464E, 7021-4314	3
FB-RFB144⁻²	1/40	208/230	0.50	SP	1/3000	CCW	7.75"	3.3"	Sleeve	-	-	Roof Top DCG Unit Com: York 024-24115-017, 018, 705, 026-25999-000	4
FM-RFM461⁻³	1/40	460	0.37	SP	1/3200	CW	5.7"	3.3"	Ball	-	2.5"×1/4"	Commercial: 024-24115-018B, 019B	5
FB-RFB296⁻²	1/40	208/230 /460	0.3	SP	1/3000	CCW	8.2"	3.3"	Sleeve	-	-	Roof Top DCG Com: York 026-0296-700, 026-29600, 026-2960-0000, 70219487	6
FB-RFB463⁻³	1/34	460	0.37	SP	1/3200	CW	8.25"	3.3"	Ball	-	-	D1, D2 Roof Top Unit Com: 024-24115-017, 019B, 020, 713, Fasco 7162-4547	7
FB-RFB154⁻¹	1/30	115	1.2	SP	1/3000	CCW	6.0"	3.3"	Sleeve	-	-	York Furnace P4-HUA012 Mid Eff. Blower N064000 Res: York 024-27519-000, Fasco 7021-9428, Luxaire	8
FB-RFB165⁻¹	1/25	115	0.70	PSC	1/3450	CCW	6.4"	3.3"	Sleeve	4/370	-	York Furnace P3-URB High Eff. Blower Res: York 024-25960-000, Coleman 2940391P, Fasco 7062-3958, A165, Luxaire	9

*Notes:

1 - Comes with gasket

2 - Comes with gasket. Built-in centrifugal switch

3 - Built-in centrifugal switch

4 - Comes with round & square mounting brackets and mounting hardware. Built-in centrifugal switch




Fig. 1




Fig. 2




Fig. 3




Fig. 4



Fig. 5




Fig. 6




Fig. 7




Fig. 8

York (cont. from previous page...)(cont. next page...)

Part #	HP	Volts	Amps	Type	RPM	Rot.	Body	Frame	Bearing	Cap	Shaft	Cross	Fig
FB-RFB137⁻¹	1/25	115	0.70	PSC	1/3450	CCW	6.0"	3.3"	Sleeve	4/250	-	York P3UR A, B, C, D High Eff. Res: 7314249-70, 024-2500-7000, Fasco 7062-2442, Luxaire	1
FB-RFB654⁻²	1/20	230/460	1.0/.51	SP	1/3000	CW	7.0"	3.3"	Ball	-	-	D1, D2 Roof Top Unit 3.5 To 5 Ton Com: 024-24115-017, 018, 020, 713, Fasco 7162-4547 BLW.WHL - 66-A8660(4"x1"x1/4")	2
FB-RFB655⁻²	1/20	230/460	1.0/.51	SP	1/3000	CW	7.0"	3.3"	Ball	-	-	York D3CG076N105-25D Roof Top 7.5-20 Ton Com: 024-24115-017, 018, 020, Fasco 7162-4547 BLW.WHL-66-A8665(4"x1"x5/16")	3
FM-RFM653⁻³	1/20	230/460	1.0/.51	SP	1/3000	CW	5.9"	3.3"	Ball	-	2.3"x1/4"	York D1, D2, D3 Roof Top Unit Magnetek 653, Fasco D1174 BLW.WHL - 66-A8650	4
FB-RFB225	1/15	115	2.25	SP	1/3200	CCW	6.50"	3.3"	Ball	-	-	A225, 7021-11577, 7021-11577S, 02434558000	5
FB-RFB187⁻⁴	1/10	460	0.30	PSC	1/3400	CW	6.8"	3.3"	Ball	4/370	3/8"x8 3/4"	York 10 Ton Roof Top Blower DICG120N16525A Commercial: 024-2500-5004, 5005, 5702, D1187	6
FB-RFB461⁻³	1/10	460	0.30	PSC	1/3200	Rev.	7.8"	3.3"	Ball	4/370	-	D1, D2, 7.5 Ton Roof Top Unit Com: 024-24115-017, 020, 713, Fasco 7162-4547 BLW.WHL - 66-A8660(4"x1"x1/4")	7
FB-RFB462⁻³	1/10	460	0.30	PSC	1/3200	Rev.	7.8"	3.3"	Ball	4/370	-	D1, D2 Roof Top Unit Com: 024-24115-017, 020, 713, Fasco 7162-4547 BLW.WHL - 66-A8665(4"x2"x5/16")	8

*Notes:

1 - Comes with gaskets

2 - Includes blower wheels, plates, hardware, cooling disk Built in centrifugal switch.

3 - Built-in centrifugal switch

4 -Includes 66-A8666 & 66-A8667 blower wheels. Built in centrifugal switch.

Motors Are Sleeve Bearing Unless Indicated - Rotation Determined Opposite Shaft End (Double Shaft Determined By Lead End)




Fig. 1




Fig. 2




Fig. 3




Fig. 4

York (cont. from previous page...)

Part #	HP	Volts	Amps	Type	RPM	Rot.	Body	Frame	Bearing	Cap	Shaft	Cross	Fig
FM-RFM187⁻¹	1/10	460	0.30	PSC	1/3400	CW	6.8"	3.3"	Ball	4/370	3/8"x8 3/4"	York 10 Ton Roof Top Blower DICG120N16525A Commercial: 024-2500-5004, 5005, 5702, D1187	1
FM-RFM460⁻²	1/10	208/230 460	0.30	PSC	1/3200	Rev.	6.9"	3.3"	Ball	4/370	2 1/2"x1/4"	York D1, D2 Roof Top Unit 024-24115-012, 017, 700, 709, 713, Fasco D1171, YVFM450	2
FB-RFB232⁻³	1/10	230	0.55	PSC	1/3450	Rev.	5.0"	3.3"	Ball	4/370	-	York D1, D2 7.5 Ton Roof Top Unit Com: York 024-24115-714, 018 BLW.WHL - 66-A8665(4"x2"x5/16")	3
FM-RFM230⁻²	1/8	230	0.60	PSC	1/3200	Rev.	6.9"	3.3"	Ball	4/370	2 1/2"x1/4"	York D1, D2 Roof Top Unit 024-24115-020, 714	2
FB-RFB231⁻³	1/8	230	0.60	PSC	1/3200	Rev.	7.5"	3.3"	Ball	4/370	-	York D1, D2 5 Ton Roof Top Unit Com: York 024-24115-714, 018 BLW.WHL - 66-A8660(4"x1"x1/4")	4

***Notes:**

1 - **DOES NOT** include 66-A8666 & 66-A8667 blower wheels. Built in centrifugal switch.

2 - Comes with 5/16" shaft adapter. Built-in centrifugal switch

3 - Built-in centrifugal switch, mounting plate, blower wheel.

LEGAL NOTICE

RO TOM IS A REGISTERED TRADEMARK OF ALLTEMP PRODUCTS COMPANY LIMITED (ALLTEMP)

IT IS IMPORTANT TO NOTE THAT ALLTEMP IS NOT AFFILIATED WITH ANY OF THE ORIGINAL EQUIPMENT MANUFACTURERS OR THEIR BRANDS WHICH MAY BE REFERRED TO HEREIN. ALL BRAND NAMES OR TRADEMARKS USED HEREIN ARE THE PROPERTY OF THEIR RESPECTIVE OWNERS AND ALL ORIGINAL EQUIPMENT MANUFACTURERS' NAMES, NUMBERS, SYMBOLS AND DESCRIPTIONS ARE FOR CROSS REFERENCE PURPOSES ONLY. IT IS NOT IMPLIED THAT ANY PART REFERRED TO HEREIN IS THE PRODUCT OF ANY ORIGINAL EQUIPMENT MANUFACTURER, NOR ANY OF ITS ASSOCIATED BRANDS.

TRADEMARK DISCLAIMER

PRODUCT NAMES, LOGOS, BRANDS, AND OTHER TRADEMARKS FEATURED WITHIN ARE THE PROPERTY OF THEIR RESPECTIVE TRADEMARK HOLDERS. THESE TRADEMARK HOLDERS ARE NOT AFFILIATED WITH ALLTEMP, OUR PRODUCTS OR OUR WEBSITE. NO ASSOCIATION BETWEEN ALLTEMP AND ANY TRADEMARK HOLDER IS EXPRESSED OR IMPLIED. NAMES, NUMBERS, SYMBOLS AND DESCRIPTIONS ARE FOR CROSS REFERENCE PURPOSES ONLY.

Pulleys & Bearings

Aluminium Pulleys



67-660
Illustrated

Blower Pulleys

Part #	Bore	Diameter
67-650*		5"
67-660		6"
67-670		7"
67-680	3/4"	8"
67-690		9"
67-610		10"
67-612		12"

* 5" pulley is solid

Blower Pulleys - Continued

Part #	Bore	Diameter
67-860		6"
67-870		7"
67-880		8"
67-890	1"	9"
67-810		10"
67-812		12"



67-4325
Illustrated

Variable Speed Pulleys

Part #	Bore	Diameter
67-4325		3 1/4"
67-4350		3 1/2"
67-4375	1/2"	3 3/4"
67-4400		4"
67-5325		3 1/4"
67-5350	5/8"	3 1/2"
67-5375		3 3/4"
67-5400		4"

Cast aluminum pulley mfg'd to OEM specs

Bearings

Ball Bearings

Bearings complete with collar.

Part #	Bore	OD	Replaces
67-4336-1	3/4"	1 13/16"	LRCR
67-4336-2			(2) Bearings & (2) Collars
67-4346-1	1"	2 1/4"	RCR




67-4336-1
Illustrated


Sleeve Bearing Packs

Kits include 2 bearings & 2 rubber sleeves.

Part #	Bore	OD	Type	Replaces
67-4036-2	3/4"	1 25/32"	Oil	Delhi
67-4046-2	1"	2 1/2"		Delhi
67-4135-2	5/8"	1 7/8"	Sealed	Lau
67-4136-2				Delhi
67-4137-2	3/4"	1 13/16"	Sealed	Lau & Lennox
67-4138-2		1 7/8"		Torin
67-4146-2			Sealed	Delhi
67-4147-2	1"	2 1/2"		Lau & Lennox
67-4148-2			Sealed	Torin



67-4036-2
Oil Type Illustrated



67-4136-2
Sealed Type Illustrated

Bearings & Sleeves

Part #	Bore	Type
67-4136-R	3/4"	Rubber sleeve
67-4146-R	1"	Rubber sleeve
67-4136-B	3/4"	Sealed bearing
67-4146-B	1"	Sealed bearing
67-4036-B	3/4"	Oil bearing
67-4046-B	1"	Oil bearing



67-4136-R
Illustrated



67-4136-B
Illustrated



67-4046-B
Illustrated

Thrust Collar Packs

Part #	Description
67-2164	(2) 5/8" collars & washers.
67-2165	(2) 3/4" collars & washers.
67-2166	(2) 1" collars & washers.



67-2165
Illustrated

Shafts

- Sized to bearing manufacturers specifications.
- Slabbed on pulley end.
- Rust protected.
- Individually wrapped.
- Protective end caps.
- Part number and size listed on every shaft.






67-61610
Illustrated

Shafts

Part #	Diameter	Length	Coss Reference
67-61100		11"	Lennox, 2100157
67-61110		11 5/8"	Lennox
67-61212		12 3/4"	8-5-495C, 2100002
67-61400		14"	8-5-245C, 2100159
67-61550		15 5/16"	G9, G12-9, 2100160
67-61600	3/4"	16"	8-6-23608, WW15X36, 2100162, 2100163, 2100198
67-61610		16 5/8"	8-5-240C, G10, G110, 2100011, 2100161
67-61800		18"	8-5-247C, 8-5-241C, 2100012
67-61920		19 1/8"	G12, 2100168
67-62000		20"	M90-256, RS620
67-62200		22"	2100013
67-62400		24"	8-5-243C
67-63600		36"	
67-82000		20"	G15-72, 2100165, 2100078, 2100081, 2100076
67-82400	1"	25"	8-5-252C & 255C, M90-257, G15, 2100037, 55, 56, 2100166
67-83600		36"	P-S-209, M90-270, 2100168, 2100052, 210054

Mounting Brackets

 <p>92-A8617 Torsion Flex Bracket 5.0" and 5.5" Dia. 9" & 10" Bolt Circles</p>	 <p>92-A8550 5" Diameter 92-A8555 5.5" Diameter 9" & 10" Bolt Circles</p>	 <p>5.5" Diameter for 1/2 HP AND ABOVE 92-A8556 9" Bolt Circle 92-A8557 10" Bolt Circle HEAVY DUTY</p>
---	---	--

In-Line Air Duct Booster Fans

Control Options

Air Duct Booster

Designed to be installed at any angle in the branch duct of under-ventilated rooms to increase either hot or cool air flow supply. One year limited warranty.

Manual Control

- 115V Source - continuous operation.
- 115V Switch - manual ON/ OFF ctrl.

Automatic Control


- Wire to furnace fan.
- Wire to fan switch.
- Wire to a sail switch.
- Wire to a pressure switch.
- Wire to thermostat.



Standard Air Duct Boosters



Part #	Description	Max Boosted CFM	Free Air CFM	Watts	Amps	dBA	Blade	Housing Length
T9-DB68	6" - 8" Universal Round	250	160	30	0.35	50	Polycarbonate	4"×11"
T9-DB6-2CR	6" Rnd Double Crimp	250	160	30	0.35	50	Polycarbonate	8"
T9-DB4	4" Round	80	40	30	0.30	52	Polycarbonate	6"
T9-DB5	5" Round	225	140	30	0.35	51	Polycarbonate	6"
T9-DB6	6" Round	250	160	30	0.35	50	Polycarbonate	6"
T9-DB8	8" Round	500	210	60	0.75	54	Polycarbonate	8"
T9-DB10	10" Round	650	300	120	1.50	55	Aluminium	8"
T9-DB12R	12" Round	800	650	120	1.50	55	Aluminium	8"



T9-DB68
Illustrated




T9-DB6
Illustrated

Two Speed Air Duct Boosters



Part #	Description	Max Boosted CFM	Free Air CFM	Watts	Amps	dBA	Blade
T9-DB6-2	6" Round 2 Speed	200/300	160/180	30	0.35	50/52	Polycarbonate
T9-DB8-2	8" Round 2 Speed	500/600	210/250	60	0.85	50/55	Polycarbonate
T9-DB10-2	10" Round 2 Speed	650/900	300/460	135	1.70	56/59	Aluminium



T9-DB5-2
Illustrated

4-Pole Duct Boosters

Designed for larger ducts requiring commercial grade power and performance.



Part #	Description	Max Boosted CFM	Free Air CFM	Watts	Amps	dBA	Blade
T9-DB124	12" Round	1160	700	120	1.00	61	Aluminium
T9-DB144	14" Round	1580	900	120	1.00	61	Aluminium
T9-DB164	16" Round	1760	1100	120	1.00	54	Aluminium



4-Pole Duct
Booster Illustrated

Duct Thermostat

Plug-In Duct Stat

The T9-DS45110 duct stat simplifies installation of in-line duct booster fans by eliminating electrical connections at the furnace.

- Economical and reliable automatic on/off control for in-line duct booster fans.
- Mounts on duct or wall to control ambient room temperature.
- Adjustable temperature range: 45° F (7° C) to 110° F (43° C) and differential.
- 6' Grounded cord.
- Year round use, ON/ OFF, AUTO heating and AUTO cooling .
- Controls various devices, including alarms, heat lamps, lights, louvers, etc.

Plug-In Switch - Thermostatically Controlled

Part #	Description	Volts	Dimensions	Weight
T9-DS45110	5 Amp maximum load (Replaceable 5A fuse).	115	5.50" × 3.25" × 2.25"	1.25 lbs.




T9-DS45110
illustrated

Features

- High Volume & Pressure
- Installs In Any Position
- Ball Bearings Are Permanently Sealed & Lubricated
- Backwards Inclined Blades
- Vibration Absorbing Material
- Class B TP Auto Reset
- UB Protected / Flame Retardant - Thermal Plastic Resin
- 140°F(60°C) Maximum Air Stream Temperature

Serious Air Power With Quiet Operation



Applications

- Ventilation
- Exhaust
- In-Line Boosting
- Radon Mitigation
- Dryer Vent Boosting

**5 YEAR
LIMITED
Warranty**

Accessories

- Speed Control
- Power Cord
- Auto Switch
- Duct Mufflers

Part #	Amps	Watts	Duct Dia.	Volts	Hz	CFM
T9-TF104	0.53	40	4"	115	60	200
T9-TF106	1.00	70	6"	115	60	409
T9-TF108	1.70	120	8"	115	60	650

Duct Muffler



The DuctMuffler™ reduces noise traveling through ductwork. Sound reduction for composite noise averages 9dBA to 20dBA.

IN-LINE NOISE MUFFLER™ DUCTMUFFLER™

Part #	Diameter	Length
T9-DM105	5"	24"
T9-DM106	6"	24"
T9-DM108	8"	24"
T9-DM110	10"	36"
T9-DM112	12"	36"

Building Code Compliant, Meets NFPA standards 90A And 90 B. UL® Listed Acoustic Liner, Class 1 Air Duct

Cat # ROT072512

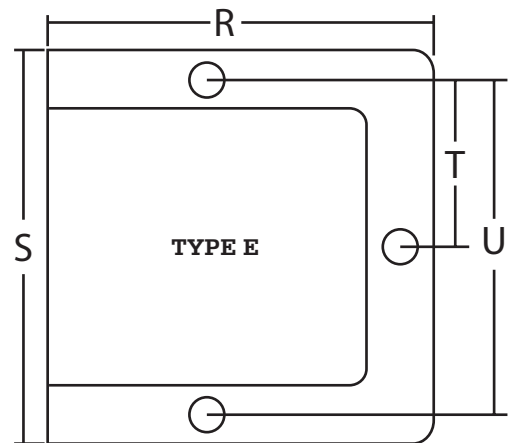
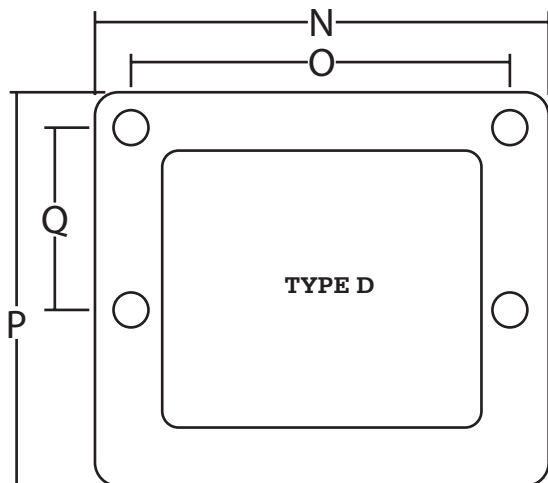
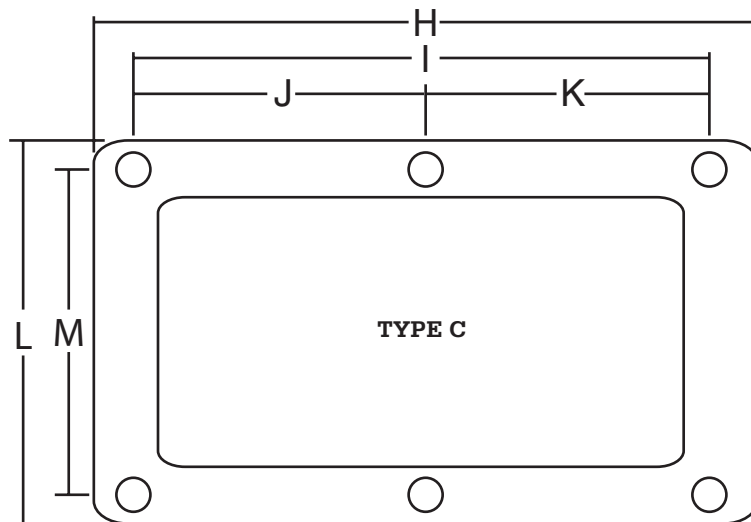
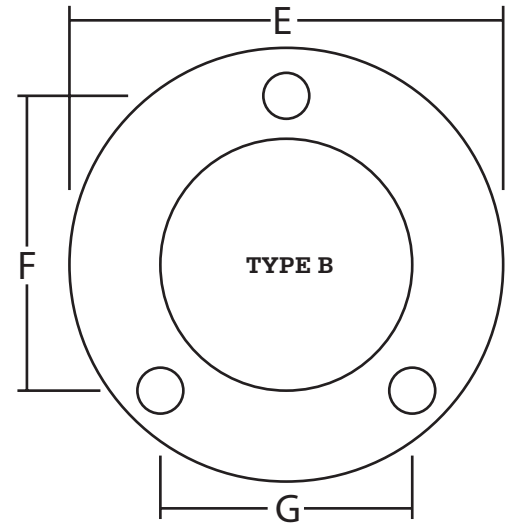
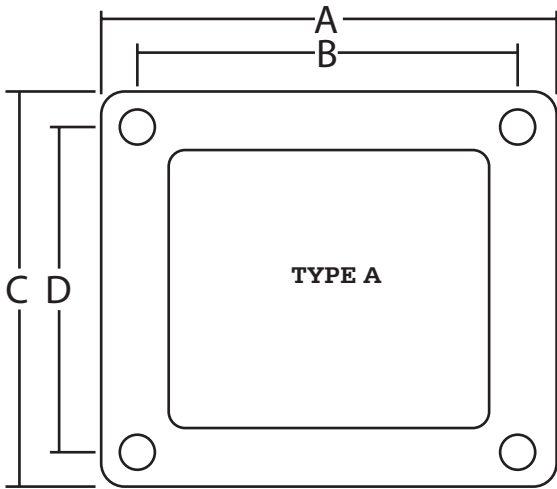
RO TOM® is a registered trade marks of ALLTEMP® PRODUCTS COMPANY LIMITED. ALLTEMP® has made an effort to illustrate with photos, outline drawings and/or descriptions, the products in this catalogue. These are for the sole purpose of identification. We do not express or imply that products conform exactly to the descriptions, drawings and/or photos. All reasonable effort has been made to accurately determine a suitable product. However, all users are solely responsible to evaluate and determine for themselves the suitability of the product purchased for the use intended. All information, data and dimension tables in this catalogue have been carefully compiled and thoroughly checked. However, no responsibility for possible errors or omissions can be assumed. The company reserves the right to change specifications and other information included in this catalogue without notice. The vendor's responsibility shall be limited only to its written warranty and the vendor shall not be responsible for any loss, cost or damage whatsoever from the use of this product by you or your customers.

Blower Flange Dimensions



Part #	Type A				Type B			Type C						Type D				Type E			
	A	B	C	D	E	F	G	H	I	J	K	L	M	N	O	P	Q	R	S	T	U
R7-RB1	3.00"	2.30"	3.00"	2.30"	-	-	-	-	-	-	-	-	-	-	-	-	-	-	-	-	-
R7-RB2	3.00"	2.30"	3.00"	2.30"	-	-	-	-	-	-	-	-	-	-	-	-	-	-	-	-	-
R7-RB3	4.60"	3.90"	3.50"	2.80"	-	-	-	-	-	-	-	-	-	-	-	-	-	-	-	-	-
R7-RB33	3.00"	2.30"	3.00"	2.30"	-	-	-	-	-	-	-	-	-	-	-	-	-	-	-	-	-
R7-RB60	-	-	-	-	3.3"	2.77"	2.95"	-	-	-	-	-	-	-	-	-	-	-	-	-	-
R7-RB70	4.0"	3.38"	3.5"	2.88"	-	-	-	-	-	-	-	-	-	-	-	-	-	-	-	-	-
R7-RB120	-	-	-	-	4.0"	2.81"	2.33"	-	-	-	-	-	-	-	-	-	-	-	-	-	-
R7-RB135	4.39"	3.75"	4.00"	3.40"	-	-	-	-	-	-	-	-	-	-	-	-	-	-	-	-	-
R7-RB141	-	-	-	-	-	-	-	-	-	-	-	-	-	5.13"	4.11"	4.00"	1.50"	-	-	-	-
R7-RB142	-	-	-	-	-	-	-	-	-	-	-	-	-	5.13"	4.11"	4.00"	1.50"	-	-	-	-
R7-RB155	4.0"	3.8"	4.0"	3.3"	-	-	-	-	-	-	-	-	-	-	-	-	-	-	-	-	-
R7-RB160	-	-	-	-	-	-	-	-	-	-	-	-	-	5.13"	4.11"	4.00"	1.50"	-	-	-	-
R7-RB265	5.5"	4.85"	5.0"	4.4"	-	-	-	-	-	-	-	-	-	-	-	-	-	-	-	-	-
R7-RB320	-	-	-	-	-	-	-	-	-	-	-	-	-	4.75"	4.12"	4.80"	1.47"	-	-	-	-
R7-RB326	-	-	-	-	-	-	-	-	-	-	-	-	-	-	-	-	-	4.42"	5.63"	2.52"	5.02"
R7-RB350	5.3"	4.7"	5.6"	5.0"	-	-	-	-	-	-	-	-	-	-	-	-	-	-	-	-	-
R7-RB440	-	-	-	-	4.04"	2.81"	2.38"	-	-	-	-	-	-	-	-	-	-	-	-	-	-
R7-RB445	6.6"	6.0"	5.7"	5.0"	-	-	-	-	-	-	-	-	-	-	-	-	-	-	-	-	-
R7-RB446	4.61"	3.96"	3.52"	2.87"	-	-	-	-	-	-	-	-	-	-	-	-	-	-	-	-	-
R7-RB447	6.6"	6.0"	5.7"	5.0"	-	-	-	-	-	-	-	-	-	-	-	-	-	-	-	-	-
R7-RB462	-	-	-	-	-	-	-	9.43"	8.8"	4.4"	4.4"	5.0"	4.4"	-	-	-	-	-	-	-	-
R7-RB465	-	-	-	-	-	-	-	9.43"	8.8"	4.4"	4.4"	5.0"	4.4"	-	-	-	-	-	-	-	-
R7-RB495	6.6"	6.0"	5.6"	5.0"	-	-	-	-	-	-	-	-	-	-	-	-	-	-	-	-	-
R7-RB500	6.6"	6.0"	5.6"	5.0"	-	-	-	-	-	-	-	-	-	-	-	-	-	-	-	-	-
R7-RB661	-	-	-	-	3.3"	2.77"	2.36"	-	-	-	-	-	-	-	-	-	-	-	-	-	-
R7-RB662	-	-	-	-	3.3"	2.77"	2.36"	-	-	-	-	-	-	-	-	-	-	-	-	-	-
R7-RB665	-	-	-	-	3.3"	4.00"	2.33"	-	-	-	-	-	-	-	-	-	-	-	-	-	-
R7-RB760	-	-	-	-	-	-	-	9.33"	8.8"	4.4"	4.4"	5.63"	5.06"	-	-	-	-	-	-	-	-
R7-RB991	3.00"	2.00"	3.00"	2.00"	-	-	-	-	-	-	-	-	-	-	-	-	-	-	-	-	-

Diagrams on next page.



Index

PART #	PAGE	PART #	PAGE	PART #	PAGE	PART #	PAGE	PART #	PAGE	PART #	PAGE
DD-030	16	67-4036-B	45	R3-R346	38	M4-R2679	11	R7-RB665	23	FB-RFB414	27
DD-034	15	67-4046-2	45	R3-R348	6,26	T4-R3083	19	R7-RB760	25	FB-RFB425	27
DD-035	15	67-4046-B	45	R3-R350	5	T4-R3105	19	R7-RB885	23	FB-RFB431	29
DD-036	15	67-4135-2	45	R3-R358	9	T4-R3172	19	R7-RB965	25	FB-RFB433	33
DD-044	15	67-4136-2	45	R3-R359	9	T4-R3202	19	R7-RB991	23	FB-RFB450	29
DD-045	15	67-4136-B	45	R3-R360	9	M4-R3206	38	R7-RB1000	25	FB-RFB461	43
DD-046	15	67-4136-R	45	R3-R366	6,26	T4-R3234	19	R7-RB1600	25	FB-RFB462	43
UE-98	11	67-4137-2	45	R3-R368	9	T4-R3250	19	FB-RFB5	40,42	FB-RFB463	42
UE-371	32	67-4138-2	45	R3-R369	9	T4-R3251	19	FB-RFB9	34	FB-RFB467	37
UE-374	28	67-4146-2	45	R3-R370	9	T4-R3252	19	FB-RFB17	30	FB-RFB483	31
UE-433	32	67-4146-B	45	R3-R371	9	T4-R3267	19	FB-RFB43	35	FB-RFB495	35
67-610	45	67-4146-R	45	R3-R373	5	T4-R3268	19	FB-RFB52	29	FB-RFB500	30
67-612	45	67-4147-2	45	R3-R374	38	O4-R3511	8	FB-RFB63	42	FB-RFB501	31
UE-641	41	67-4148-2	45	O6-R401	4	T4-R3579	19	FB-RFB68	33	FB-RFB540	30
UE-642	41	67-4336-1	45	O6-R403	4	T1-R3670	3	FB-RFB73	40	FB-RFB547	27,36
67-650	45	67-4336-2	45	O6-R404	5	M4-R3747	38	FB-RFB090	39	FB-RFB550	35
67-660	45	67-4346-1	45	R2-R410	4	M4-R3748	38	FB-RFB98	35	FB-RFB568	41
67-670	45	66-A508202	10	R2-R422	6,26	M4-R3975	38	FB-RFB99	35	FB-RFB570	29
67-680	45	66-A508216	10	R2-R438	6,26	T4-R4782	19	FB-RFB101	36	FB-RFB571	33
67-690	45	66-A610215	10	R2-R462	5,26	T4-R4788	19	FB-RFB105	33	FB-RFB580	29
UE-730	17	66-A610220	10	O1-R465	6,26	O4-R5011	8	FB-RFB107	33,39	FB-RFB590	31
UE-731	17	66-A610225	10	R2-R480	5	O4-R5211	8	FB-RFB111	31,37	FB-RFB595	31
UE-732	17	93-A7105	10	O6-R499	6	O4-R5311	8	FB-RFB112	37	FB-RFB598	36
UE-733	17	92-A8550	14,46	O6-R511	4	O4-R5411	8	FB-RFB114	34	FB-RFB599	36
UE-799	16	92-A8555	14,46	T1-R616	3	O4-R5611	8	FB-RFB118	41	FB-RFB641	39
67-810	45	92-A8556	14,46	T1-R617	3	O4-R5811	8	FB-RFB127	32	FB-RFB654	43
67-812	45	92-A8557	14,46	T1-R634	4	T4-R5866	19	FB-RFB129	27	FB-RFB655	43
67-860	45	92-A8600	10	T1-R635	4	T4-R6102	19	FB-RFB130	30,37,41	FB-RFB672	32
67-870	45	92-A8602	10	T1-R670	3	T4-R6124	19	FB-RFB134	34	FB-RFB676	27
67-880	45	92-A8604	10	T1-R673	3	M4-R6920	17	FB-RFB135	35	FB-RFB701	36
67-890	45	92-A8606	10	T1-R684	4	T4-R21805U	19	FB-RFB136	39	FB-RFB787	40
UE-945	41	92-A8617	46	R3-R1052	9	R6-R43463	13	FB-RFB137	43	FB-RFB790	35
UE-953	41	T9-DB10	47	R3-R1053	9	R6-R43464	13	FB-RFB139	39	FB-RFB810	35
UE-954	40	T9-DB10-2	47	O4-R1211	7	R6-R43466	13	FB-RFB140	29,31,37	FB-RFB811	36
UE-955	41	T9-DB124	47	CP-R1310	20	R6-R43467	13	FB-RFB141	33	FB-RFB833	33
DD-1314	11	T9-DB12R	47	CP-R1311	20	R6-R43600	12	FB-RFB142	39	FB-RFB840	35
67-2164	45	T9-DB144	47	CP-R1320	20	R6-R43601	12	FB-RFB143	40	FB-RFB859	31
67-2165	45	T9-DB164	47	CP-R1350	20	R6-R43602	12	FB-RFB144	42	FB-RFB902	37
67-2166	45	T9-DB4	47	CP-R1351	20	R6-R43603	12	FB-RFB145	34	FB-RFB903	37
71-2800	3	T9-DB5	47	CP-R1352	20	US-R90671	6	FB-RFB149	28	FB-RFB936	30
71-2897	3	T9-DB6	47	CP-R1354	20	US-R90672	6	FB-RFB150	40	66-RFC300	16
DD-3583	14	T9-DB6-2	47	CP-R1356	20	R7-RB1	24	FB-RFB154	42	66-RFC400	16
DD-3584	14	T9-DB6-2CR	47	CP-R1359	20	R7-RB2	24	FB-RFB156	30	66-RFC600	16
DD-3585	14	T9-DB8	47	CP-R1362	20	R7-RB3	23,40	FB-RFB158	27	FM-RFM2	21,32
DD-3586	14	T9-DB8-2	47	CP-R1363	20	R7-RB4	23	FB-RFB160	27	FM-RFM4	21,28
DD-3587	14	T9-DB88	47	CP-R1365	20	R7-RB20	10	FB-RFB162	31	FM-RFM5	21,28
DD-3588	14	T9-DM105	48	CP-R1368	20	R7-RB22	10	FB-RFB164	35	FM-RFM9	22,34
DD-3589	14	T9-DM106	48	CP-R1369	20	R7-RB24	10	FB-RFB165	42	FM-RFM10	21,32
DD-3590	14	T9-DM108	48	CP-R1370	20	R7-RB25	10	FB-RFB170	34	FM-RFM11	21,29
67-4325	45	T9-DM110	48	CP-R1371	20	R7-RB26	10	FB-RFB172	32	FM-RFM12	21,30
67-4350	45	T9-DM112	48	CP-R1372	20	R7-RB28	10	FB-RFB181	37	FM-RFM78	22,38
67-4375	45	T9-DS45110	47	CP-R1373	20	R7-RB29	10	FB-RFB185	31	FM-RFM187	22,44
67-4400	45	EC-FC-1893	16	CP-R1374	20	R7-RB30	10	FB-RFB187	43	FM-RFM230	22,44
BF-4701	18	EC-FC-1895	16	CP-R1375	20	R7-RB33	24,36	FB-RFB189	39	FM-RFM232	22,29,34
BF-4706	18	92-FMK	22	CP-R1444	20	R7-RB54	24	FB-RFB200	37	FM-RFM410	22,32
BF-4708	18	92-FMK1	22	CP-R1446	20	R7-RB55	23	FB-RFB203	27,37	FM-RFM460	22,44
67-5325	45	R1-R101	7	CP-R1459	20	R7-RB60	23	FB-RFB206	39	FM-RFM461	21,42
67-5350	45	R1-R101L	7	CP-R1462	20	R7-RB70	23	FB-RFB212	28	FM-RFM462	21,29,34
67-5375	45	R1-R103	7	CP-R1463	20	R7-RB75	23	FB-RFB214	39	FM-RFM504	21,33
67-5400	45	R1-R103L	7	CP-R1470	20	R7-RB90	23	FB-RFB215	40	FM-RFM580	21,28
UH-9034	17	R1-R108	7	CP-R1471	20	R7-RB120	24	FB-RFB225	43	FM-RFM653	21,29,43
UH-9035	17	R1-R114	7	CP-R1472	20	R7-RB135	24	FB-RFB231	44	FM-RFM680	21,28
UH-9036	17	R1-R119	7	CP-R1473	20	R7-RB140	24	FB-RFB232	44	FM-RFM890	21,35
UE-9608	40	R1-R120	7	T4-R2097	19	R7-RB141	24	FB-RFB241	39	FM-RFM1198	21,35
T6-10010	20	R1-R121	7	M4-R2189	16	R7-RB142	24	FB-RFB242	34	T9-TF104	48
T6-10023	20	R1-R122	7	M4-R2194	16	R7-RB151	24	FB-RFB250	27	T9-TF106	48
67-61100	46	R1-R123	7	M4-R2195	16	R7-RB155	24	FB-RFB251	42	T9-TF108	48
67-61110	46	R1-R124	7	M4-R2196	16	R7-RB160	24	FB-RFB268	33	UH-UHK	17
67-61212	46	R1-R125	7	M4-R2197	16	R7-RB180	24	FB-RFB276	31		
67-61400	46	R1-R127	7	M4-R2198	16	R7-RB245	24	FB-RFB280	27		
67-61550	46	R1-R128	7	T4-R2302	19	R7-RB265	25	FB-RFB282	30		
67-61600	46	R1-R129	7	T4-R2303	19	R7-RB266	25	FB-RFB296	42		
67-61610	46	R1-R133	5,7	M4-R2324	26	R7-RB312	24	FB-RFB297	37		
67-61800	46	R1-R137	7	T2-R2360	17	R7-RB320	25	FB-RFB303	37		
67-61920	46	R3-R205	9	M4-R2368	11	R7-RB326	25	FB-RFB310	41		
67-62000	46	O6-R210	5	T2-R2380	17	R7-RB350	25	FB-RFB320	36		
67-62200	46	O6-R212	5	M4-R2385	11	R7-RB440	23	FB-RFB330	34		
67-62400	46	O6-R213	5	M4-R2390	11	R7-RB445	25	FB-RFB337	40		
67-63600	46	O6-R215	4	M4-R2391	11	R7-RB446	24	FB-RFB350	34		
67-82000	46	O6-R217	5	M4-R2395	11	R7-RB447	25	FB-RFB356	41		
67-82400	46	R3-R291	9	M4-R2429	11	R7-RB462	25	FB-RFB380	40		
67-83600	46	R2-R303	5	O4-R2511	8	R7-RB465	25	FB-RFB383	33		
T6-10010SL	20	R3-R313	9	M3-R2609	33	R7-RB495	25	FB-RFB385	36		
T6-10023SL	20	R3-R314	9	M3-R2612	33	R7-RB500	25	FB-RFB390	35		
T6-10034SL	20	R3-R316	5,26	M3-R2614	17	R7-RB661	23	FB-RFB391	30		
T6-10045SL	20	R3-R334	6	M4-R2628	11	R7-RB662	23	FB-RFB401	35		
67-4036-2	45	R3-R343	38	M4-R2655	26	R7-RB663	23	FB-RFB405	31		



www.rotom.com