



Flue Exhaust Blowers



Blowers

Part #	HP	Speed/RPM	Volts	Amps	Rot	Type	Const.	Bearing	Comment	Fig
RFB141	1/65	1/2800	115	1.00	C.C.W.	S.P.	OPEN	BALL	KEEPRITE, INTER-CITY,FASCO 7021-8741	1
RFB135	1/65	1/3000	115	0.70	C.W.	S.P.	OPEN	SLEEVE	LENNOX 19J04,FASCO 7121-8812	2
RFB138	1/65	1/3000	115	0.70	C.W.	S.P.	OPEN	SLEEVE	LENNOX 19J04,FASCO 7021-8657	2
RFB936	1/60	1/2800	115	1.00	C.C.W.	S.P.	OPEN	SLEEVE	DUCANE 20093601, 20282002	1
RFB6	1/60	1/3000	230	0.55	C.W.	S.P.	OPEN	BALL	FRANKLIN 80280,	3
RFB139	1/55	1/2970	115	0.95	C.C.W.	S.P.	OPEN	SLEEVE	RHEEM, FASCO 7062-7577	4
RFB251	1/50	1/3000	115	1.10	C.W.	S.P.	OPEN	BALL	(135CFM) YORK 02-62510000,02-6525120C000	5
RFB43	1/50	1/3000	115	0.80	C.W.	S.P.	OPEN	SLEEVE	LENNOX G24 MID EFFICIENCY,43K41	2
RFB214	1/50	1/3000	115	1.10	C.C.W.	S.P.	OPEN	SLEEVE	RHEEM - RUDD	7
RFB105	1/50	1/3200	230	0.40	C.W.	S.P.	OPEN	SLEEVE	KEEPRITE 1050144, JA1M109NS,HEIL QUAKER INTERCITY WHIRPOOL	6
RFB090	1/50	1/3000	115	1.10	C.C.W.	S.P.	OPEN	SLEEVE	RHEEM 70-21496-01,7021-5239, MAGNETEK JA1M102	7
RFB140	1/50	1/3400	115	1.49	C.C.W.	S.P.	OPEN	SLEEVE	GOODMAN, JANITROL,FASCO 7021-9087	8
RFB840	1/50	1/3000	115	1.30	CW	S.P.	OPEN	BALL	88K8401, 85L49,	16
RFB903	1/45	1/3000	115	1.10	C.C.W.	S.P.	OPEN	SLEEVE	NORDYNE, FRIGIDAIRE, MILLER,G5RC, G6RC, G1, G4 HI. EFF.	7
RFB143	1/45	1/3000	115	0.95	C.C.W.	S.P.	OPEN	SLEEVE	TRANE, FASCO 7012-8428	9
RFB112	1/45	1/3000	115	1.30	C.C.W.	S.P.	OPEN	SLEEVE	OLSEN 26986,UE JA1M209NS	9
RFB461	1/40	1/3200	460	0.30	REV.PLUG	P.S.C.	OPEN	BALL	YORK	10
RFB462	1/40	1/3200	460	0.30	REV.PLUG	P.S.C.	OPEN	BALL	YORK	11
RFB107	1/40	2/3350	230	0.30	C.W.	P.S.C.	OPEN	SLEEVE	KEEPRITE 101070, 107701,,1097245, REEM-RUDD 107070	12
RFB380	1/40	1/2800	208/230	0.25	C.C.W.	P.S.C	OPEN	BALL	TRANE X38040036037	7
RFB296	1/40	1/3000	460	0.30	C.C.W.	S.P.	OPEN	SLEEVE	YORK 26-29600,C/W ROUND & SQUARE FLANGE	14
RFB144	1/40	1/3000	208/230	0.50	C.C.W.	S.P.	OPEN	SLEEVE	YORK 024-24115-705,	14
RFB189	1/40	1/3000	115	1.00	C.C.W.	S.P.	OPEN	SLEEVE	RHEEM 09-189,UE JA1M161NS	15
RFB463	1/40	1/3200	460	0.37	C.W.	S.P.	OPEN	BALL	YORK 024-24115-019B, 018B,	10
RFB63	1/40	1/3000	208/230	0.45	C.W.	S.P.	OPEN	BALL	FASCO A063 U464E,YORK 26-22239	13




Part #	HP	Speed/RPM	Volts	Amps	Rot	Type	Const.	Bearing	Comment	Fig
RFB185	1/35	1/3000	115	1.30	C.W.	S.P.	OPEN	SLEEVE	GOODMAN-JANITROL,B1859005	1
RFB5	1/35	1/3000	115/230	0.51	C.W.	S.P.	OPEN	BALL	YORK 26-22239, 26-20224,U.E. 408, 512, FASCO A063	2
RFB433	1/35	1/3000	115	1.50	CW	S.P.	OPEN	BALL	1014433,	3
RFB203	1/30	1/3000	230	0.90	C.C.W.	S.P.	OPEN	BALL	ARMSTRONG 203884B002,OLSEN ROOFTOP	4
RFB212	1/30	1/3000	115	1.60	C.C.W.	S.P.	OPEN	BALL	CARRIER HC21 ZE117-13,818984753	5
RFB500	1/30	1/2860	115	1.10	C.C.W.	S.P.	OPEN	SLEEVE	DUNDAS FOUNDRY COOLER,BLOWER FAN, FASCO D500	6
RFB73	1/30	1/3000	115/230	0.82	C.W.	S.P.	OPEN	BALL	JANITROL 4429-32, YORK 2000,AMANA-TAPPAN, TRANE 38040252	7
RFB833	1/30	1/3000	115	1.60	CCW	S.P.	OPEN	BALL	1013833,	8
RFB787	1/30	1/3000	115	1.00	CW	S.P.	OPEN	BALL	787P01,	9
RFB467	1/30	1/3000	115	1.70	CW	S.P.	OPEN	BALL	29467,	10
RFB276	1/30	1/3000	115	1.40	CW	S.P.		BALL	0131M00002P,	11
RFB595	1/30	1/3000	115	1.40	CW	S.P.		BALL	B18590-05,	11
RFB590	1/30	1/3000	115	1.40	CW	S.P.		BALL	B40590-00,	11
RFB165	1/25	1/3450	115	0.70	C.C.W.	P.S.C.	OPEN	SLEEVE	YORK 7062-3958,COLEMAN 2940391P	12
RFB242	1/25	1/3200	115	1.30	C.C.W.	S.P.	OPEN	SLEEVE	ICP, KEEPRITE 1011350	13
RFB350	1/25	1/3450	115	0.80	C.W.	P.S.C.	OPEN	BALL	INTERCITY, KEEPRITE MID EFF.,1011350	14
RFB111	1/25	1/3000	115	1.20	C.C.W.	S.P.	OPEN	SLEEVE	OLSEN 26607, HSS-BHS,	15
RFB142	1/25	1/3450	115	0.70	C.C.W.	P.S.C.	OPEN	SLEEVE	RHEEM 70-22162-81,FASCO 7062-1881	16
RFB130	1/25	1/3450	115	0.70	C.C.W.	P.S.C.	OPEN	SLEEVE	TRANE, FASCO 7062-9064	17
RFB137	1/25	1/3450	115	0.70	C.C.W.	P.S.C.	OPEN	SLEEVE	YORK, FASCO 7062-2442	18
RFB391	1/25	1/3200	115	1.30	C.C.W.	S.P.	OPEN	SLEEVE	COLEMAN DORNBACK 7021-6759,7021-5478	19
RFB145	1/25	1/3450	115	0.70	C.W.	P.S.C.	OPEN	BALL	KEEPRITE 1009518, 1010527,INTERCITY 100924, FASCO A145, Gaskets Included	20

Rotation determined opposite shaft end
Double shaft determined at lead end

Shaft length measured from hub
face to shaft end


Flue Exhaust Blowers



Blowers

Part #	HP	Speed/RPM	Volts	Amps	Rot	Type	Const.	Bearing	Comment	Fig
RFB425	1/23	1/3000	115	1.40	C.W.	S.P.	OPEN	SLEEVE	ARMSTRONG-JOHNSON,40425-002	1
RFB241	1/20	1/3400	115	1.71	C.C.W.	S.P.	OPEN	SLEEVE	RHEEM-RUUD, WEATHER KING,70-24157-03, 70-22838-02	2
RFB52	1/20	1/3450	115	0.85	C.C.W.	P.S.C.	OPEN	BALL	CLARE V52, M053,	3
RFB172	1/20	1/3200	115	1.30	C.C.W.	S.P.	OPEN	SLEEVE	GSW 63172,	4
RFB136	1/20	1/3450	115	0.75	C.C.W.	P.S.C.	OPEN	SLEEVE	RHEEM,FASCO 7062-3861	5
RFB127	1/20	1/3200	115	1.30	C.W.	S.P.	OPEN	SLEEVE	G.S.W. 63172,FASCO 7021-8247	6
RFB129	1/20	1/3480	115	1.95	C.C.W.	S.P.	OPEN	SLEEVE	AMANA, FASCO 7021-9064	7
RFB134	1/20	1/3000	115	1.50	C.C.W.	S.P.	OPEN	SLEEVE	KEEPRITE 1708607,INTER- CITY,FASCO 7021-9335, 7021-8735	8
RFB547	1/20	1/3400	115	1.80	C.W.	S.P.	OPEN	BALL	LENNOX G26, UE JB1N062N, LAMB 116547-07, Gaskets Included	9
RFB200	1/20	1/3200	115	1.20	C.C.W.	S.P.	OPEN	BALL	OLSEN, AIRCO 20082, 27612, HCS-2 60,75,81,90, 117592-00	10
RFB181	1/20	1/3200	115	1.20	C.W.	S.P.	OPEN	BALL	OLSEN, AIRCO 18102, 27614,HCS-2 60,75,81,90, 117591-00, Gaskets Included	10
RFB330	1/20	1/3000	115	2.40	CCW	S.P.	OPEN	BALL	330701-701, 329148-701,	11
RFB501	1/20	1/3000	115	2.80	CW	S.P.	OPEN	BALL	22307501,	12
RFB902	1/19	1/3450	115	0.70	C.C.W.	P.S.C.	OPEN	BALL	NORDYNE, FRIGIDAIRE MILLER,G5RC, G6RC, G1, G4, 902977	13
RFB655	1/16	1/3430	230/460	1.20	C.W.	S.P.	OPEN	BALL	YORK	14
RFB654	1/16	1/3430	230/460	1.20	C.W.	S.P.	OPEN	BALL	YORK	15
RFB282	1/16	1/3000	115	1.10	C.C.W.	S.P.	OPEN	SLEEVE	DUCANE 20282001	16

Continued next page



Blowers

continued from previous

Part #	HP/CFM	Speed/RPM	Volts	Amps	Rot	Type	Const.	Bearing	Cross	Fig
RFB9	1/15	1/3000	208/230	1.10	C.C.W.	S.P.	OPEN	BALL	KEEPRITE,501493	1
RFB17	1/15	1/3000	115	2.00	C.C.W.	S.P.	OPEN	SLEEVE	CLARE V17,	2
RFB232	1/12	1/3200	230	0.60	REV.PLUG	P.S.C.	OPEN	BALL	YORK	3
RFB231	1/12	1/3200	230	0.60	REV.PLUG	P.S.C.	OPEN	BALL	YORK	4
RFB101	1/12	1/3200	208/230	0.50	C.C.W.	P.S.C.	OPEN	SLEEVE	W/END SWITCH,LENNOX 23G8101	5
RFB540	1/10	1/3450	115	0.70	C.C.W.	P.S.C.	OPEN	SLEEVE	DUCANE, LENNOX, AIR-FLO,20054001, 20000101	6
RFB187	1/10	1/3400	460	0.30	C.W.	P.S.C.	S.E.	BALL	10 TON YORK DICG120N16525A, C/W A8666 & A8667 INSTALLED	7
RFB701	1/10	1/3200	208/230	0.60	C.C.W.	P.S.C.	OPEN	BALL	LENNOX 98G8701,	8
RFB156	75	1/3000	115	1.10	C.C.W.	S.P.	OPEN	SLEEVE	EVCON 2702-321	9
RFB158	75	1/3450	115	0.70	C.C.W.	P.S.C.	OPEN	SLEEVE	AMANA HIGH EFF.	10
RFB160	75	1/3000	115	1.60	C.C.W.	S.P.	OPEN	SLEEVE	AMANA MID EFF.	11
RFB162	80	1/3000	208/230	0.50	C.C.W.	S.P.	OPEN	SLEEVE	w/END SWITCH,	12
RFB164	80	1/3000	115	0.80	C.W.	S.P.	OPEN	SLEEVE	LENNOX 46K4101	13
RFB154	80	1/3000	115	1.20	C.C.W.	S.P.	OPEN	SLEEVE	c/w DISCHARGE HORN,	14

Rotation determined opposite shaft end
Double shaft determined at lead end

Shaft length measured from hub
face to shaft end