

48 & 56 Frame Belted Fan Motors

Single Phase

Commercial & Industrial Blower Motors

- Electrically Reversible • Resilient Base • Automatic Overload
- Open Drip Proof • NEMA Mounting

TYPICAL APPLICATIONS: Pumps, Conveyors, Blowers Industrial Duty



Motors

120/230 Volts

Part #	HP	Amps	Volts	RPM	Frame	Body	Shaft	Bearing	Comment
R2890	1/6	3.60	115	1/1725	48	7.50	1.6"x1/2"	BALL	1.35 S.F.
S3830	1/4	4.10	115	2/1725	48	8.20	1.9"x1/2"	BALL	LENNOX 15N72, EMERSON 1785, 1.35 S.F.
R840	1/4	5.00	115	1/1725	48	6.50	1.6"x1/2"	SLEEVE	1.35 S.F.
R2889	1/4	5.00	115	1/1725	48	7.50	1.9"x1/2"	BALL	1.35 S.F.
S1101	1/4	5.00	115/230	1/1725	48	7.00	1.5"x1/2"	SLEEVE	1.0 S.F.
R940	1/4	5.30	115	1/1140	48	8.60	1.6"x1/2"	BALL	1.0 S.F.
R8402	1/4	2.50	230	1/1725	48	7.50	1.6"x1/2"	SLEEVE	1.35 S.F.
S1102	1/4	5.60	115/230	1/1725	48	7.50	1.6"x1/2"	SLEEVE	1.35 S.F.
S1100	1/3	3.80	115	1/1625	56	8.50	1.9"x5/8"K	BALL	LORD BURNHAM, LOUVER FANS, GREENHOUSE INSTANT REV.
R8412	1/3	3.10	230	1/1725	48	7.80	1.6"x1/2"	SLEEVE	1.35 S.F.
R841	1/3	5.90	115	1/1725	48	7.00	1.6"x1/2"	SLEEVE	RESIDENTIAL, 1.35 S.F.
R2888	1/3	6.10	115	1/1725	48	7.80	1.9"x1/2"	BALL	1.35 S.F.
S1108	1/3	5.60	115/208/230	1/1725	48	7.50	1.6"x1/2"	BALL	1.35 S.F.
S1120	1/3	6.40	115/208/230	1/1725	56	7.90	1.9"x5/8"K	BALL	1119,1664,2547,6011524, 1.35 S.F.
S1110	1/3	7.00	115/230	1/1725	48	1.00	1.5"x1/2"	SLEEVE	1.0 S.F.
S1112	1/3	6.20	115	1/1725	48	8.00	1.6"x1/2"	SLEEVE	1.35 S.F.
R5794	1/2	7.20	115	2/1725	48/56	9.90"	1.5"x1/2"	SLEEVE	B200,D149,D162,S121,1542, 7J403AS,7J403AX
R3022	1/2	7.20	115	1/1725	56	8.70	1.9"x5/8"K"	BALL	1.25 S.F.
R2887	1/2	7.20	115	1/1725	48	8.70	1.9"x1/2"	BALL	1.25 S.F.
S1130	1/2	4.10	115	1/3450	56	1.00	1.9"x5/8"K	BALL	1.25 S.F.
S1154	1/2	7.20	115/208/230	1/3450	56	9.00	2.0"x5/8"	BALL	BALDOR RL1303A, G.E. 4224R1231P124, 1.60 S.F.
S1156	1/2	7.20	115/208/230	1/1750	56	9.60	1.6"x5/8"	BALL	LENNOX P-8-3216, P-8-3265, P-8-4701, R1231P123 1.25 S.F.
S3890	1/2	8.10	115	2/1725	56	8.90	1.9"x5/8"K	BALL	1.25 S.F.
R5794	1/2	9.00	115	2/1725	56	7.50	1.6"x5/8"	SLEEVE	RESIDENTIAL, 1.35 S.F.
S1134	1/2	8.20	115/230	1/1725	56	1.00	1.9"x5/8"	SLEEVE	1.0 S.F.
S1450	1/2	3.40	208/230	1/825	56	8.60	6.1"x5/8"K	BALL	EMERSON K3568
S1132	1/2	8.60	115/230	1/1725	48	8.40	1.6"x1/2"	SLEEVE	CENTURY C133 1.0 S.F.
S1138	1/2	8.80	115/230	1/1725	56	8.10	1.9"x5/8"K	SLEEVE	312P417, G151, C607, M-252, 1.25 S.F.
S1146	1/2	9.60	115/230	1/1725	56	8.30	2.0"x5/8"K	BALL	3874, 601525, BALDOR CHC3524A, 1.25 S.F.

Rotation determined opposite shaft end
Double shaft determined at lead end

Shaft length measured from hub
face to shaft end

Blower Motors



56 Frame Belted Fan Motors

Single Phase

Commercial & Industrial Blower Motors

- Electrically Reversible • Resilient Base • Automatic Overload
- Open Drip Proof • NEMA Mounting

TYPICAL APPLICATIONS: Pumps, Conveyors, Blowers Industrial Duty



120/230 Volts

Part #	HP	Amps	Volts	RPM	Frame	Body	Shaft	Bearing	Comment
S1159	3/4	9.80	115/230	1/3450	56	1.00	1.9"x5/8"K	SLEEVE	1.25 S.F
R3958	3/4	10.40	115	1/1725	56	9.80	1.9"x5/8"K	SLEEVE	1.25 S.F
S1400	3/4	12.50	115/230	1/3450	56	8.60	1.9"x5/8"K	BALL	1.0 S.F
S1168	3/4	10.00	115/208-230	1/1725	56	7.50	1.9"x5/8"K	SLEEVE	1.0 S.F
S1174	3/4	13.00	115/208/230	1/1725	56	8.00	1.9"x5/8"K	BALL	HC46DX610,615,24-11960-000, 5002H,5002K,5033H,WW94X359, 1.25 S.F
S1169	3/4	7.80	115	1/1725	56	8.00	1.9"x5/8"K	SLEEVE	1.25 S.F
S3310	3/4	8.90	115	2/1725	56	9.50	1.9"x5/8"K	BALL	MARATHON B331, 1.25 S.F
S1166	3/4	13.65	115	1/1725	56	1.00	1.9"x5/8"K	SLEEVE	312P440, RS1074, 1.25 S.F
S1181	1	8.20	115/230	1/3450	56	1.00	1.9"x5/8"K	SLEEVE	1.15 S.F
S3340	1	11.50	115	2/1725	56	11.50	1.9"x5/8"K	BALL	1.25 S.F
S1199	1	12.80	115/208/230	1/1725	56	1.00	1.9"x5/8"K	BALL	1.15 S.F
S1187	1	13.60	115/230	1/1725	56	1.00	1.9"x5/8"K	BALL	1.0 S.F
S1186	1	14.20	115	1/1725	56	9.60	1.9"x5/8"K	SLEEVE	1.25 S.F
S1402	1	15.00	115/230	1/3450	56	9.10	1.9"x5/8"K	BALL	1.0 S.F
S1404	1-1/2	15.00	115/208	1/3450	56	7.60	1.9"x5/8"K	BALL	MARATHON B788, EMERSON 9034,FASCO D018, 110161, 327P649
S1336	1-1/2	16.40	115/208/230	1/1725	56	11.00	2.0"x5/8"K	BALL	A.O. SMITH 312P584
S1206	1-1/2	17.20	115/208/230	1/3450	56	11.60	1.9"x5/8"K	BALL	CARRIER HC45DL763, HC54DL751HC54DL763, R1261P134, 1.30 S.F
S1208	1-1/2	18.00	115/208/230	1/1750	56H	12.00	1.9"x5/8"K	BALL	FRANKLIN 12227, CENTURY C621 BALDOR RL1319A, R1261P133, 1.15 S.F
S1207	1-1/2	8.80	115/208/230	1/3450	56H	1.00	1.9"x5/8"K	SLEEVE	1.25 S.F
S1211	2	18.20	115/230	1/3450	56H	1.00	1.9"x5/8"K	SLEEVE	1.25 S.F
S1406	2	24.00	115/230	1/3450	56	10.10	1.9"x5/8"K	BALL	110232, B814, D012, 9035
S1216	2	24.60	115/208/230	1/1750	56H	15.30	1.9"x5/8"K	BALL	BOHN 5042H,R1271P133
S1408	3	15.00	208/230	1/3450	56	11.10	1.9"x5/8"K	BALL	1.0 S.F
S1410	5	22.00	208/230	1/3450	56HZ	11.20	2.3"x7/8"K	BALL	FASCO D017, B813, 120554

48 & 56 Frame Direct Drive Motors

Single Phase




Fig.1
S9030
S9040
S3870
S1124



Fig.2
S1502
S1504
S1508
S9000
S1152



Fig.3
S1507A
S1506
S1506A

48/56 Frame Adapter



Part #	Description
92-A4856	Converts 48 to 56 frame motors

115/208/230/460 Volts - Ball Bearing

Part #	HP	Amps	Volts	RPM	Rot	Frame	Body	Shaft	Comment	Fig.
S9030	1/4	3.50	115	1/1725	REV.	48	7.60	2.9"x1/2"	MARATHON X903C/W 5/8"K ADAPTER	1
S9040	1/3	4.50	115	1/1725	REV.	48	7.50	2.9"x1/2"	MARATHON X904C/W 5/8"K ADAPTER	1
S3870	1/3	5.30	115	2/1725	REV.	56	7.80	1.9"x5/8"K	GE 5XBY02E (4397),PACKARD 17482, MARATHON B387, 1.35 S.F.	1
S1124	1/3	5.60	115/208/230	1/3450	REV.	48	8.60	1.6"x1/2"	CARRIER HC41KE651, HC41KL651R1221P114, 1.80S.F.	1
S1502	1/3	3.20	200/230/460	1/1075	REV.	48Y	7.30	3.5"x1/2"	24-18412-001,002, BOHN 5015HTRANE WW94X219, R3121P211, X445	2
S1106	1/3	6.60	115/208/230	1/3450	REV.	48	8.50	1.6"x1/2"	1.35S.F.	1
S1504	1/2	3.60	200/230/460	1/1075	REV.	48Y	12.20	3.6"x1/2"	REPLACES CARRIER, YORK,BLANCHARD, TRANE, R3131P211, X446	2
S1507A	1/2	4.60	208/230/460	1/1075	REV.	48	6.40	1.6"x1/2"	CARRIER F48SR6V2A1,R3131P310, OCA1056	3
S1506	1/2	1.40	575	1/1075	C.C.W.	48	5.00	4.0"x1/2"	MARATHON	3
S1508	1/2	1.60	575	1/1075	REV.	48Y	12.20	3.6"x1/2"	ADDISON, COMFORTAIRE,R3131P311, OSA1101815A, 4WD48A110180SA	2
S1506A	1/2	1.80	575	1/1075	C.C.W.	48	5.70	1.6"x1/2"	AO SMITH, CARRIER, 5OCA1056	3
S9000	1/2	6.60	115/230	1/1725	REV.	56Z	7.50	1.6"x1/2"K	AGRICULTURE FAN APPLICATIONS C/W 5/8" ADAPTER	2
S1152	1/2	7.20	115/208/230	1/3450	REV.	48	9.00	1.6"x1/2"	CARRIER HC43KE651, YORK 24-15447-003, R1231P114, 1.60 S.F.	2

Blower Motors



48 & 56 Frame Direct Drive Motors

Single Phase

Motors




Fig.1
S1162
S1198



Fig.2
S1453
S1452
S1455
S1456
S1454



Fig.3
S1512
S1510
S1514
S1516
S1518
S1520

48/56 Frame Adapter



Part #	Description
92-A4856	Converts 48 to 56 frame motors

115/208/230/460 Volts - Ball Bearing

Part #	HP	Amps	Volts	RPM	Rot	Frame	Body	Shaft	Comment	Fig.
S1162	3/4	11.20	115/230	1/3480	REV.	56	9.10	1.9"x5/8"K	RL1306A, 4509/M2614, 10063/K155, 73073, 1.25 S.F.	1
S1452	3/4	3.90	208/230/460	1/1075	REV.	56	8.10	6.1"x5/8"K	CLIMATROL, EMERSON K3566, X207, U.E. C512, C513, C661	2
S1512	3/4	4.60	200/230/460	1/1075	REV.	48Y	10.80	3.5"x5/8"	KEEPRITE 106087, 106563, 170619	3
S1510	3/4	5.40	200/230/460	1/1075	REV.	48Y	12.20	3.6"x1/2"	CARRIER, YORK, BOHN, LENNOX & DUNHAM BUSH	3
S1514	1	6.40	200/230/460	1/1075	REV.	48/56	11.50	4.0"x5/8"	CARRIER HC51TE200, HC51TE230HC51TE460	3
S1453	1	6.50	200/230/460	1/1075	C.C.W.	56Y	10.20	3.5"x5/8"K	CARRIER HC51TE200, 230, 460	2
S1198	1	12.60	115/208/230	1/3450	REV.	56	10.00	1.9"x5/8"K	TRANE WW94X241, WW94X384, CARRIER HC52DL756, 1.40 S.F.	1
S1455	1	2.10	575	1/1075	REV.	56	9.80	3.6"x5/8"K	CARRIER	2
S1516	1	2.20	575	1/1075	REV.	58Y	11.50	4.0"x5/8"	CARRIER HC51TE575	3
S1518	1-1/2	7.00	200/230/460	1/1075	REV.	48/56	12.00	4.0"x5/8"	CARRIER HC52TE231	3
S1520	1-1/2	3.20	575	1/1075	REV.	48/56	12.00	4.0"x5/8"	F48SZ6V2, 5FC1165	3
S1456	1-1/2	7.70	208/230/460	1/1075	REV.	56	10.50	6.1"x5/8"	TRANE, CARRIER, CLIMATROL, YORK, C771, X208, X271	2
S1454	1-3/4	5.50	208/230/460	1/1075	REV.	56	10.50	6.1"x5/8"K	REPLACEMENT FOR CARRIER, TRANE, YORK, CLIMATROL	2

56 Frame Belted Fan Motors

Three Phase



208/230/460/575 Volt - Ball Bearing

Part #	HP	Amps	Volts	RPM	Rotation	Body	Shaft	Comment
T2102	1/3	8.50	208/230/460	1/1725	REV.	8.50	1.9"x5/8"K	1.35 S.F.
T2110	1/2	1.80	230/460	1/3450	REV.	9.00	2.0"x5/8"	YORK 24-15447-004,R1433A424, 1.60 S.F
T2104	1/2	1.90	230/460	1/1750	REV.	9.50	2.0"x5/8"	HD43KE440, TRANE WW94X282,ADDISON 8101-376, R1433P423, 1.25 S.F.
T2118	3/4	2.60	208/230/460	1/1725	REV.	9.10	1.9"x5/8"K	BALDOR M3112A, FASCO D5626, MARATHON G101, CENTURY H851 1.25 S.F.
T2114	3/4	3.20	208/230/460	1/3450	REV.	8.60	1.9"x5/8"K	HD46DL575,P2617701311P457,858-312P157,204,231, 1.25 S.F.
T2121	3/4	0.90	575	1/1725	REV.	8.80	1.9"x5/8"	MARATHON G962, 1.25 S.F.
T2123	3/4	1.05	575	1/3450	REV.	9.50	2.0"x5/8"	YORK 24-15447-002,006,24-13776-008, R1443A324, 1.50 S.F.
T2126	1	5.00	208/230/460	1/3450	REV.	9.60	1.9"x5/8"K	BALDOR M3115A, CENTURY H842,MARATHON G180 1.15 S.F.
T2130	1	3.60	208/230/460	1/1725	REV.	9.60	1.9"x5/8"K	MARATHON G100 1.15 S.F.
T2133	1	1.50	575	1/3450	REV.	8.50	2.0"x5/8"	CARRIER HD52DE208, LENNOX P-8-2162, R1453P324, 1.25 S.F.
T2135	1	1.50	575	1/1750	REV.	8.80	2.0"x5/8"	YORK 24-13763-000, BLANCHARD E3016, R1453P323, 1.15 S.F.
T2142	1-1/2	4.10	208/230/460	1/3450	REV.	11.60	2.0"x5/8"	HC54AE652, HC54DL651, 653P261-7501, R1463A244 1.30 S.F.
T2136	1-1/2	4.30	208/230/460	1/3450	REV.	10.10	1.9"x5/8"K	BALDOR RM3120A, CENTURY H843 MARATHON G126, G183, 1.15 S.F.
T2138	1-1/2	4.40	208/230/460	1/1750	REV.	12.30	2.0"x5/8"	TRANE WW94X214, BOHN 5009H24-17671-002,006, R1463P233, 1.15 S.F.
T2140	1-1/2	4.60	208/230/460	1/1725	REV.	9.60	1.9"x5/8"K	BALDOR RM3154A, FASCO D5630,MARATHON G126, CENTURY H853, 1.15 S.F.
T2154	2	5.80	208/230/460	1/1725	REV.	10.60	1.9"x5/8"K	MARATHON G128, 1.15 S.F.
T2156	2	6.00	208/230/460	1/3450	REV.	11.60	1.9"x5/8"K	CARRIER HD56AE700,HD56DZ851, YORK 24-17671-003, R1473A244, 1.15 S.F.
T2157	2	2.15	575	1/3450	REV.	11.60	2.3"x3/4"	YORK 24-10521-000,R1473P344, 1.20 S.F.
T2164	3	8.90	208/230/460	1/3450	REV.	9.50	2.3"x7/8"	CARRIER HD58AE700,YORK 24-10341-000, R1483P244, 1.15 S.F.
T2167	3	3.60	575	1/1725	REV.	1.00	1.9"x5/8"	GEN. REPLACEMENT, 1.15 S.F.
T2170	5	5.00	575	1/3450	REV.	12.60	2.3"x7/8"	A.O. SMITH 5BK3502,P56R2T11B2, R1493A344, 1.15 S.F.

Blower Motors



56 Frame Direct Drive Motors

Three Phase

Fig.1
T2530
T2531
T2535



Fig.2
T2532 T2538
T2534 T2540
T2533 T2542
T2537 T2544
T2539 T2536




Fig.3
T1532
T1534
T1536
T1540
T1542
T2543



Fig.4
T1826
T1946



208/230/460/575 Volt - Ball Bearing

Part #	HP	Amps	Volts	RPM	Rotation	Body	Shaft	Comment	Fig.
T2530	1/3	2.20	208/230/460	1/1140	REV.	8.50	1.2"x1/2"	LIEBERT	1
T2532	1/2	2.40	208/230/460	3/1140	REV.	1.00	5.0"x5/8"	CLIMATE MASTER, DUNHAM BUSH W/ VOLTAGE CHANGE DEVICE	2
T1532	1/2	3.00	200/230/460	1/1140	REV.	9.20	3.5"x1/2"	CARRIER HD44ML460,HD44SX651, R3433A212	3
T2533	1/2	1.00	575	3/1140	REV.	1.00	5.0"x5/8"	W/ VOLTAGE CHANGE DEVICE	2
T2534	3/4	3.20	208/230/460	1/1140	REV.	8.60	5.0"x5/8"K	UE H567, HD45SX660, FC3076,WWG 3M496, 1817, GE K378	2
T1534	3/4	4.00	200/230/460	1/1140	REV.	11.00	4.0"x5/8"	HD44SX660, HD46SX660,VL330,HD46VL331, 24-16498-000	3
T2531	3/4	4.00	208/230/460	1/1100	REV.	8.00	3.0"x5/8"	MARATHON K456	1
T2535	3/4	1.40	575	1/1140	REV.	8.10	3.0"x5/8"	LIEBERT 1C16992P1,CMS LCFM575	1
T1536	3/4	1.50	575	1/1140	REV.	11.00	4.0"x5/8"	KEEPRITE 106670,R3443A312	3
T2538	1	4.00	208/230/460	3/1140	REV.	1.00	5.0"x5/8"	KEEPRITE, YORK, TRANE,CARRIER, LENNOX	2
T2537	1	5.30	208/230/460	1/850	REV.	11.10	5.0"x5/8"	BLANCHARD NESS, HUSSMANN W/ VOLTAGE CHANGE DEVICE	2
T1538	1	5.60	200/230/460	1/1140	REV.	11.50	4.0"x5/8"	KEEPRITE 170518, 105062,106669, 502595, R3453A212	2
T2540	1	1.70	575	1/1140	REV.	9.10	5.0"x5/8"	KEEPRITE, YORK, TRANE,CARRIER, LENNOX	2
T2539	1	2.10	575	1/850	REV.	11.10	5.0"x5/8"	BLANCHARD NESS, HUSSMANN, W/ VOLTAGE CHANGE DEVICE	2
T1540	1	2.30	575	1/1140	REV.	11.50	4.0"x5/8"	KEEPRITE 170517, 105063,R3453A312	3
T1826	1-1/4	5.00	208/230	1/1100	REV.	9.50	3.0"x5/8"	KEEPRITE 1043397-001 (VERTICAL MOUNT)	4
T1946	1-1/4	2.00	575	1/1100	REV.	9.50	3.0"x5/8"	KEEPRITE REFRIGERATION 1043299-001	4
T2542	1-1/2	5.50	208/230/460	1/1140	REV.	10.10	5.0"x5/8"	CARRIER HD54SX680, WWG 3N470AO SMITH FC3156	2
T1542	1-1/2	5.80	200/230/460	1/1140	REV.	11.50	4.0"x5/8"	CARRIER HD54SX680, R1463A222 KEEPRITE 107002, 107108,	3
T2543	1-1/2	2.20	575	1/1140	REV.	9.50	5.0"x5/8"K	KEEPRITE, YORK, CARRIER,LENNOX, TRANE MOT1590	3
T2544	2	7.20	208/230/460	1/1140	REV.	11.10	5.0"x5/8"	CANCOIL W/ VOLTAGE CHANGE DEVICE	2
T2536	2	2.70	575	1/1140	C.W.	11.10	5.0"x5/8"	CANCOIL W/ VOLTAGE CHANGE DEVICE	2

Motors